



Year 10 Parents

Information and guidance event 2024

Home



School



Church



Playground



Thornleigh Salesian College - School Prayer



In the name of Father, and of the Son, and of the Holy Spirit. Amen

Heavenly Father,
be with us as we live, learn,
and **grow together**.

Inspire in us a spirit of
respect, understanding, affection, and humour,
so that all **know** that they are
valued, loved, and cherished.

With **Mary as our guide**,
encourage us to **be more like Jesus**,
today and every day.
Amen

St John Bosco, pray for us.

Our Mission Statement:

Thornleigh Salesian College is a community rooted in faith in Jesus, where all are valued, loved and cherished so they can aspire for academic excellence in an atmosphere of compassion and forgiveness which seeks to reach out in service and gratitude.

Meet the team...



Ms McKenna
Assistant Headteacher



Mrs Harrison-Scott
Assistant Headteacher



Mr Whitehead
Head of Year



Miss Halligan
Head of Year



Meet the team...

Form	Tutor(s)	Email Address
10A	Mrs N Ryall	nryall@thornleigh.bolton.sch.uk
10B	Mrs R Williams	rwilliams@thornleigh.bolton.sch.uk
10G	Mr D Antonio and Miss H Dallas	dantonio@thornleigh.bolton.sch.uk / hdallas@thornleigh.bolton.sch.uk
10D	Ms S Vara	svara@thornleigh.bolton.sch.uk
10Z	Miss J Berry and Miss M Griffin	jberry@thornleigh.bolton.sch.uk / mgriffin@thornleigh.bolton.sch.uk
10K	Mr G Fairclough	gfairclough@thornleigh.bolton.sch.uk
10T	Mrs R Reid	rreid@thornleigh.bolton.sch.uk
10S	Miss Z Miller	zmiller@thornleigh.bolton.sch.uk
10L	Mrs A Whittle and Mrs H Birtley	awhittle@thornleigh.bolton.sch.uk / hbirtley@thornleigh.bolton.sch.uk
10O	Mrs J Poulton and Miss A Saeed	jpoulton@thornleigh.bolton.sch.uk / asaheed@thornleigh.bolton.sch.uk

Key Expectations

- 1. Travel safely and responsibly to and from school
- 2. Mobile phones switched off and in bags before arriving at school and until leaving school gate
- 3. Wear uniform correctly at all times (including plain black coat, shoes and lanyard)
- 4. Be organised. Bring all the correct equipment needed for the school day
- 5. Class Charts to manage homework and positive and negative behaviour points.
- 6. Participate willingly in lessons and push themselves to reach their potential
- 7. Get involved in school life – Clubs, Sports, Drama, Music, Councils and Assemblies
- 8. Treat all members of our school community with respect at all times (RUAH)
- 9. No make up, fake tan, piercings, jewellery, false nails, false eyelashes, extreme haircuts or shaved lines. All hair must be one natural colour.

FULL GUIDANCE CAN BE FOUND ON OUR WEBSITE

Key Dates:

PPE Week: 15/4/2023 - 26/4/2023

Work Experience : Week beginning 1/7/2023

Exam dates for GCSEs in summer 2025 will not be published until the next academic year.

PPE - Pre Public Examinations

- An important first step in understanding the rules around examinations - this is a shorter series of examinations but it follows the same protocols as the examinations will in 2025
- An important gauge of where your child is in relation to the GCSE/BTEC subject criteria.
- Important to understand why revision is important and which techniques work best for each individual student.
- Your child will receive an exam timetable with a seat number on it - this will be their responsibility to remember this
- For the majority of students, exams will take place in our GCSE venue - the Sports Hall

Reports

- Report due w/b 13th May - this will include the PPE result

Year 10 Attendance (7 th September 2022 - 5 th May 2023)	97.1 %
---	---------------

Attendance Ranges			
100 - 95.1%	95 - 90.1%	90 - 85.1%	< 85%
Very Good	Average	Concern	Serious Concern

Subject	Pre-determined forecast for the end of Year 11 (based on Year 6 Attainment)	Teacher forecast for future success at the end of Year 11 (based on Current Attainment)	Pre- Public Exam Nov 2023
English Language	6	8+	8=
English Literature	7	8=	8+
Mathematics	7	6+	5+
Science	6:6	7:6	6:6
Religious Studies	8	7=	7=
Business	7	5+	5=
History	7	7=	7=
Physical Education	7	7=	7=

Classroom RUAH - Subject Teacher Judgements		
Subject	Follows instructions, works without disrupting learning, participates willingly	Completes work to best standard, including homework
English Language	Always	Always
English Literature	Always	Always
Mathematics	Always	Always
Religious Education	Always	Always
Science	Usually	Usually
Business	Usually	Usually
Creative Media	Always	Always
Geography	Always	Usually
Core Physical Education	Always	Always

GCSE ENGLISH LANGUAGE

Exam board - EDUQAS

Exam one 1hr 45mins / 40%:

Reading: 5 extended questions on one prose extract from the 20th century.

Writing: One creative (story) writing task. Choice of tasks. About 700 words.

Exam two 2hrs / 60%:

Reading: 6 extended questions on two extracts, one from the 19th century and one from the 21st century.

Writing: Two transactional/ persuasive writing tasks, about 300 words each. No choice of tasks.

GCSE ENGLISH LITERATURE

- Exam board - EDUQAS
- Extract and essay question based on *Macbeth*.
- Two questions based on poems from an anthology. One will be a single poem analysis and one will ask students to compare the first poem with another of their own choice.
- Question on *An Inspector Calls*, using an extract as a stimulus.
- Question on *A Christmas Carol*, using an extract as a stimulus
- Two questions on unseen poems. The first will be a single poem analysis, the second will be a comparison of this poem with another given to students in the exam. marks

GCSE MATHEMATICS

- All students follow the EDEXCEL exam board

Exam Structure

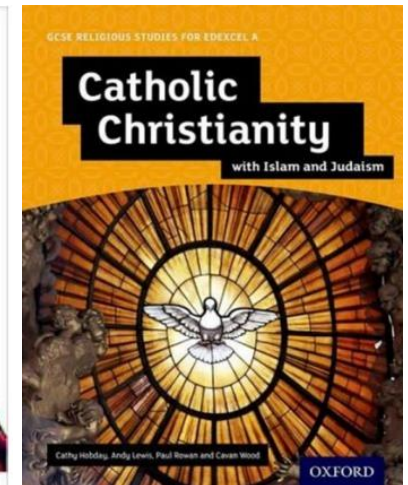
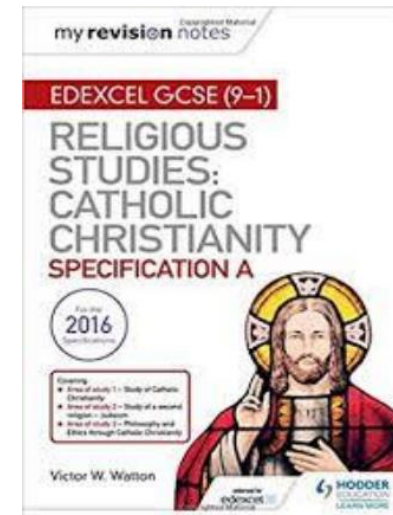
- Three exams at the end of Year 11, one non calculator and two calculator papers
- All exams are out of 80 marks and are 90 mins long
- Higher tier - Grades 4 to 9
- Much greater demand in terms of content and application
- Foundation tier - Grades 1 to 5
- Much greater demand in terms of basic skills and factual recall

GCSE SCIENCE

- All students will study the **AQA Combined Science (Trilogy)** specification.
- All grades will be awarded using the 9-1 system however students will receive a double grade for Science. These two grades can be different, but by no more than one grade e.g. 5:5, 5:4 or 4:4.
- In Year 10 students will be taught by three specialist teachers over 6 lessons per week. Lessons are split equally by subject - Biology, Chemistry and Physics (2 lessons for each science each week).
- As part of the curriculum students will be required to complete a selection of required practical investigations to develop key skills.
- Students will be assessed terminally by externally marked written papers at the end of the course; two papers for each subject (Biology, Chemistry and Physics).
- Students will be entered for either higher or foundation tier papers which is determined by assessment data collected throughout the course.
- On higher tier, students can achieve grade 9:9 to 4:3. On foundation tier, students can achieve grade 5:5 to 1:1

GCSE RELIGIOUS STUDIES

- All students follow the EDEXCEL Spec A exam board
- Students will sit 3 papers
- Catholic Christianity 50% *and covered in year 10*
- Judaism 25%
- Philosophy and Ethics 25%



PPE support

Year 10

PPE Prep Book



PPE Preparation information inside.

- ★ All subjects - begins with the core subjects of English Language and Literature, Mathematics, Science and RE
- ★ All option subjects are listed alphabetically after the core subjects
- ★ Invaluable resource and should be the first port of call when planning revising

Subject	Science
Number of papers in the PPE series	3 full exam papers (PAPER 1). Each paper will be 1-hour 15mins long and will be worth 70 marks. 1 x Biology 1 x Chemistry 1 x Physics
Material to be examined	These papers will cover only Paper 1 content: <u>BIOLOGY</u> Cell biology <ul style="list-style-type: none"> Cells Microscopes and magnification calculations Cell differentiation and specialisation Diffusion Osmosis Active transport Exchanges surfaces and exchanging substances Organisation <ul style="list-style-type: none"> Cell organisation Enzymes Enzymatic reactions Enzymes and digestion Food tests Lungs Circulatory system: heart, blood vessels, blood Cardiovascular disease

Revision strategies for this subject

- Produce a glossary of key terms and condensed notes for each topic.
- Use the resources available through the KS4 Business Digital
- Curriculum on Google Classroom.
- Alternatively, you may want to produce flash cards or mind maps to summarise the key information on each topic.
- Make sure you use the exam technique sheet in the front of your book when completing past paper questions.
- Use the Edexcel website to access past paper questions and mark schemes. The mark schemes will tell you how marks are awarded for each question. When completing past papers, you should be spending 1 minute per mark, so you would spend 12 minutes completing a 12-mark question.

Support offered in school

Drop in sessions are available Friday lunchtime in the Sixth Form Common Room. Use this opportunity to speak to a teacher about any classwork, homework or subject content you are unsure of

Format of the examination	<ul style="list-style-type: none"> ❖ Each paper will be worth 70 marks. ❖ Types of questions will be multiple choice, structured, closed short answer, and extended response. ❖ There will also be questions which will draw on the knowledge and understanding that you have gained by carrying out required practical activities. ❖ Your teachers will tell you if you are sitting the higher tier papers or the foundation tier papers. ❖ You will need a black pen, pencil, ruler, calculator and protractor for each paper.
---------------------------	---

Useful links

- ❖ CGP Apps - <https://www.cgpbooks.co.uk/info/apps>
- ❖ Seneca learning www.senecalearning.co.uk. Choose GCSE Combined Science AQA.
- ❖ <http://freesciencelessons.co.uk/aqa/> Short video tutorials of the course.
- ❖ <https://classroom.thenational.academy/subjects-by-key-stage/key-stage-4> has some excellent interactive lessons for each topic and all the required practicals.
- ❖ www.bbc.co.uk/education/subjects - BBC bitesize is a favourite for many students as there are video clips and animations. www.aqa.org.uk
- ❖ The exam board we follow is AQA (Trilogy). Visit here to download the specification and past exam papers/mark schemes. Required practical videos on www.youtube.co.uk e.g. Free Science Lessons,
- ❖ Primrose Kitten or Malmesbury High School.
- ❖ Revision guides (published by CGP) are available to purchase in the Science office for £6.50

REVISION

A reminder – what DOESN'T work

- Simply reading through notes or books
- Taking a scattergun approach
- Highlighting texts (if it's all you do!)
- Re-reading
- Summarising text with no understanding



Flashcards

Using flashcards

- Using flashcards is a repetition strategy.
- They are a simple 'cue' on the front and an 'answer' on the back.
- Flashcards engage "active recall".



Greenhouse gases

Q. Name three greenhouse gases.

A. Carbon dioxide
Water vapour
Methane

- ★ Helps with retention
- ★ Keep the cards safe
- ★ Anyone can test at anytime

I will honour christmas in my heart, and
try to keep it all the year.

@UKStudyNotes

@UKStudyNotes

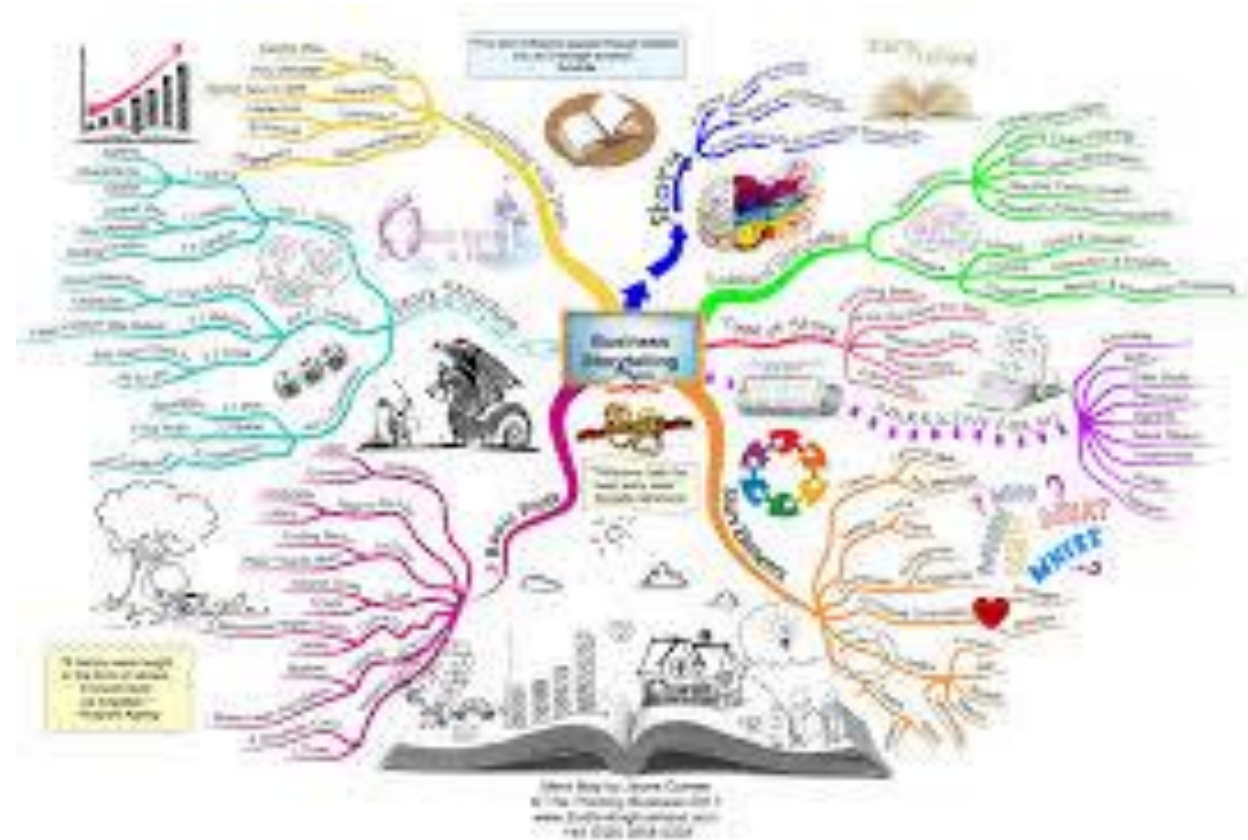
'modal verb' 'will' → adamant & determined, suggests
he'll change

'metaphor' christmas has become a part of him
'noun' 'heart' → now can't live w/o it, keeps him
alive & saves him from eternal damnation
religious readers, believe in → see scrooge's change &
change themselves

• pp 'my' owns things other than money, gold
• verb 'try' → doesn't come naturally to him
↳ physical & emotional effort → willing
• Key message: ppl should observe charity, forgiveness &
generosity all year round, not just xmas

2. Mindmapping

- Page is landscape
- Central image
- Sub-topics
- Detail
- All lines are connected
- One word/picture per branch
- Use colour



3. Quizzing

Test the effectiveness of the revision strategy. Can you answer these easily?

- What date did Elvis die on?
- Where was he born?
- What was the name of his manager?
- What was the title of his first single?
- What was the title of his first film?
- What was the name of his house?
- How many Grammys did he win?

How can your child make each week count?



Google Classroom

- Use the PPE Preparation Booklet as a guide to help plan out revision topics



Dr Frost Maths



****Use the usual school emails and passwords to access these revision options****

Curriculum for Life in Year 10

Half Term One	Half Term Two	Half Term Three	Half Term Four	Half Term Five	Half Term Six
Character	Futures	Community: My Place at Thornleigh	RSE: Myself and Others	Well-Being: My Healthy Life	Citizenship: Me and the World

The programme is delivered in tutor time period twice per week.

The programme is delivered by form tutors, who know their students well.

For the Relationships and Sex Education unit we follow the Catholic programme 'Life to the Full.'

For this there is a 'parent portal' which provides a summary of each lesson, links to specific content, and suggestions for further engagement at home.

There is also a course for parents to [to introduce you to the 'Life to the Full' programme and help you best support your child's social, moral, cultural and spiritual education.](#)

The username for this Parent Portal is: [thornleigh-bl1](#)

The password is: [young-whistle](#)

More detail on the subjects that are covered in the RSE unit are available on the school website.



Work Experience (1st – 5th July)

The Careers Team

- Miss S Reid - SLT Careers Lead
sreid@thornleigh.bolton.sch.uk
- Mr J Manning - Careers Co-Ordinator
jmanning@thornleigh.bolton.sch.uk
- Mr G Gleeson - Careers Co-Ordinator
ggleeson@thornleigh.bolton.sch.uk

Work Experience (1st – 5th July)

Why does it matter?

Work experience is an opportunity to help inspire our students, raise aspirations and provide motivation for academic success.

88%

of students believe that work experience has helped them to define their career aspirations

53%

of students believe that they have clear careers aspirations by the time they had finished work experience

1/3

of students did not have a work placement in line with their career aspirations

Work Experience (1st – 5th July)

How does it work?

- 1) You should have been emailed and text a link to a Google Form to consent to permission for your son/daughter to participate in Work Experience. You will also be asked for medical information.
- 2) Your son/daughter will be given a copy of a 'self placement' form produced by our partners, The Education Board Partnership. This form will need to be completed by the employer and emailed to ggleeson@thornleigh.bolton.sch.uk or handed to form tutors along with a copy of the business' employer liability insurance.
- 3) In the lead up to Work Experience, students will be briefed on what to expect. Students will also be given a task to complete whilst on work experience.



WORK EXPERIENCE - SELF PLACEMENT FORM

Student/Guardian - School will not accept this form without a copy of the relevant insurance(s)

THE DEADLINE FOR SUBMISSION TO SCHOOL IS:

Employer Name & Placement Address

.....

.....

.....

Postcode.....

Name of Contact

.....

Employer Telephone No.

.....

Mobile No.....

Email address

Work Experience Job Title

Brief Description of Duties

I confirm that:

- We will take all possible care of the student's health and safety, recognising his/her inexperience, immaturity and lack of awareness of risks.
- We will ensure that the student performs meaningful work as previously agreed in the job description.
- We will not discriminate on the grounds of gender, race, disability, religion, age or sexual orientation.
- We will inform the school or immediately, should we for any reason have to send the student home.
- We understand that if we have not had a placement visit in the last 6 months by EBPBW then a visit may be necessary prior to the student taking up the placement.

Work Experience (1st – 5th July)

FAQ's

1) Will my son/daughter be safe of work experience?

All employers will need to provide a copy of their employer liability insurance, along with a Young Person's Risk Assessment (co-ordinated by Education Board Partnership)

2) Does work experience have to last all week?

Yes, students should be on work experience all week, or where a business is closed on a Monday, for example, a 5th day should be completed e.g. on a Saturday.

3) Are students paid for Work Experience?

No, there is no expectation of this. Some employers may choose to thank students with payment/vouchers.

4) What if we cannot find a placement?

Let your form tutor know. We have a network of businesses that we have worked with in the past that could help.

Work Experience (1st – 5th July)

Deadlines

Permission/Medical form – Friday 4th May

Work placement confirmed – Friday 4th May

We need your help!

As we continue to grow our Careers offering, we are looking to expand our network of employers.

Our students would benefit from further engagements with employers. Please consider whether you would be willing to offer work experience to our Y10's.

If you are interested please contact Mr Manning or Mr Gleeson by emailing jmanning@thornleigh.bolton.sch.uk or ggleeson@thornleigh.bolton.sch.uk

Sixth Form Application Process



1. Attend **taster** sessions - end of summer term
2. **Assemblies** - September & October of Year 11
3. Attend **Thornleigh Sixth Form Open Evening** - mid October
4. Make **application** - by end of December
5. **Conditional offers** made in January of Year 11
6. Further tasters, **Inspire Sessions** and communications throughout January-Easter
7. **Enrolment** on GCSE results day - August of Year 11


STUDYING WITH US

- Applied Science BTEC
- **Art A level**
- Biology A level
- **Business Studies A level**
- Chemistry A level
- **Computer Science A level**
- Core Religious Education
- **Criminology Applied Diploma**
- Economics A level
- **English Language A level**
- English Literature A level
- **Health & Social Care BTEC**

- History A level
- **Information Technology Introductory Diploma**
- Maths A level
- **Performing Arts BTEC**
- Philosophy, Ethics & Religion A level
- **Photography A level**
- Physics A level
- **Psychology A level**
- Sociology A level
- **Spanish A level**
- Sport BTEC



Thornleigh Sixth Form

- **General entry requirements** to Thornleigh Sixth Form are 5 GCSEs at grade 4 or above, however some subjects have **specific entrance requirements** eg. A level Mathematics requires a grade 7 at GCSE
- Further information is available on the Sixth Form area of the **website**.
- Follow us  **tsc_sixth_form**

THANK YOU

Have a safe journey home!