

Year 10

PPE Prep Book



PPE Preparation information inside.

YEAR 10 PPE 2024

Subject	English Language
Number of papers in the PPE series	One - 20th Century Fiction Reading
Material to be examined	<p>Section 1 Reading ONLY</p> <p>This is an unseen skills-based paper - students will not have previously covered this text in class.</p> <p>This exam is a reading comprehension section where students will read an extract from an unseen fiction text and answer 5 questions that require different skills to answer.</p>
Format of the examination	<p>This is a one hour examination paper. Students have between 12-15 minutes per 10 mark response. The typical questions from the exam board have the following foci:</p> <ul style="list-style-type: none"> • Identifying explicit/implicit information (5 marks) • Language / writer's effects / terminology (5 marks) • Language / writer's effects / terminology / how writers influence readers (10 marks) • Language / structure / writer's effects / terminology / how writers influence readers (10 marks) • Evaluating (10 marks)
Revision strategies for this subject	<p>Use past papers, practising the strategies for each question type and timing yourself to ensure you can complete the full reading section in under an hour.</p> <p>You could also follow the following Eduqas Exam Walkthrough here: https://resources.eduqas.co.uk/Pages/ResourceSingle.aspx?rId=1533</p> <p><u>Just remember that you're only doing Section A of Component 1!</u></p> <p>A selection of revision resources, including past and sample papers, will be available on Google Classroom in our KS4 Digital English section. You can also log in to GCSE Pod through your school email login.</p> <p>Reading good quality fiction will help students both with their ideas and use of language.</p>
Support offered in school	<p>We first practiced the English Language Component 1 exam paper in the Autumn Term and all Y10 students completed a Key Assessment Piece of the reading section. Class teachers will return to Component 1 Language this half term and support revision of the exam technique using a couple of past papers. Class teachers will encourage students to complete some practice 10 mark questions at home, which they can give feedback on.</p>
Useful links	<ul style="list-style-type: none"> • KS4 Digital English Folder - should already be linked in your Google Classroom homepage. • The exam board website: www.eduqas.co.uk • Resources on GCSE POD- Find reading skills plus exemplars there. www.gcsepod.com

YEAR 10 PPE 2024

Subject	English Literature
Number of papers in the PPE series	One - Shakespeare and Anthology Poetry
Material to be examined	<p><u>Macbeth and Poetry Anthology</u></p> <p>Macbeth Extract</p> <p>Will be based on how a character(s) speaks and behaves in a short extract from the text that students will have previously read in class. Students will be given a blank copy of the relevant extract.</p> <p>Macbeth Essay</p> <p>Will be a question based on either on the presentation of the character of Macbeth across the play, or the theme of violence. Students will need to respond to the question using quotes from memory - the extract does not necessarily support the essay question.</p> <p><i>Please note that 5 marks for this question are awarded based on the quality of vocab, sentence structure, spelling and punctuation.</i></p> <p>Single Poem Analysis</p> <p>Single Poem Analysis Question – will be based on the theme of war and includes: <i>Dulce...</i>, <i>The Manhunt</i>, <i>A Wife in London</i>, <i>The Soldier</i> and <i>Mametz Wood</i>.</p> <p>Students must be prepared to analyse any one of these poems – a blank copy will be provided in the exam paper.</p> <p><i>Please not that AO3 Context is assessed as part of this response.</i></p>
Format of the examination	<p>Section A:</p> <p>Q1) Macbeth Extract (20 minutes)</p> <p>Q2) Macbeth Essay (40 minutes)</p> <p>Section B:</p> <p>Q1) Single Poem Analysis (30 minutes)</p>

YEAR 10 PPE 2024

Revision strategies for this subject	<p>Although students will be provided with blank copies of the text, an understanding of which quotations they can explode and the techniques used should be an important aspect of their revision.</p> <p>Use GCSE Pod (www.gcsepod.com) for quick 5-minute activities which are specifically linked to our exam board.</p> <p>If you prefer to listen to blogs, Mr Bruff on YouTube also produces some excellent resources for all the set texts.</p> <p>Past students have found that quizzing is a really useful strategy for learning quotations - making flashcards and graphic organisers make it easier for a friend or family member to support GCSE revision and help to fill gaps in knowledge.</p>
Support offered in school	<p>Y10 Class Teachers will follow a PPE Preparation Curriculum that will cover all aspects of both exam content and technique ahead of the Easter break, leaving students fully informed and in a position to engage with focussed independent revision over Easter.</p> <p>Our specifically designed Google Classroom section Digital-English KS4 has specific sections on all your set texts and narrated PowerPoints too.</p>
Useful links	<p>The exam board website: www.edugas.co.uk</p> <p>Youtube is a great source – Mr Bruff, DystopiaJunkie, Mr Salles have great revision resources on characters and themes.</p> <p>GCSEpod with your school login.</p>

YEAR 10 PPE 2024

Subject	Maths
Number of papers in the PPE series	2 exams. One non-calculator and one calculator paper. Each Paper is 90 minutes in length.
Material to be examined	<p>The exam board is Edexcel and all students sit either Higher or Foundation tier. Students will be examined on the 5 main areas of the GCSE specification:</p> <ul style="list-style-type: none"> • Number • Algebra • Shape and Space • Ratio and Proportion • Handling Data <p>The exam papers will contain material on every topic that they have ever studied in Mathematics. There may also be some material that they've not yet covered. Each Year 10 student has a 'Corbett checklist' on google classroom which has a breakdown of each topic that could be tested.</p>
Format of the examination	<p>Paper 1 - non-calculator</p> <p>Paper 2 - calculator</p> <p>Each paper lasts for 1 hour and 30 minutes and is worth 80 marks.</p> <p>These combine to give a final score out of 160. The GCSE final grade is based on this combined total.</p> <p>Each paper usually has between 20 and 30 questions which can be worth up to 6 marks each.</p>
Revision strategies for this subject	<p>The best way to revise Maths, is to DO Maths.</p> <p>Students should identify topics to focus their revision on from their classwork and weekly low stakes quizzes. When revising a specific topic, students should not just watch a video. A video can help to understand the topic but it needs to be followed up with answering some questions. Most of our recommended websites have both videos and questions that students can complete.</p> <p>Students should use their login details to access revision videos and quizzes on https://www.drfrust.org/login.php?url=https://www.drfrust.org/. Another</p>

YEAR 10 PPE 2024

	<p>useful website is www.corbettmaths.co.uk - no login is required for this. This website contains revision videos and worksheets with solutions.</p> <p>Exam papers, worked solutions, video solutions and mark schemes can be found on the following link: https://mathsmadeeasy.co.uk/gcse-maths-revision/edexcel-past-papers/</p>
Support offered in school	<p>Class teachers will be working on exam technique and helping students to revise in lessons in the lead up to the PPE.</p> <p>Students will be given a past paper as homework to help them prepare for the format of the exam.</p> <p>Students will also be directed towards the best revision resources available to them, including Dr Frost Maths and corbettmaths.</p>
Useful links	<p>www.dr frostmaths.com - students have their own login</p> <p>www.corbettmaths.co.uk - no login required</p> <p>www.mathsmadeeasy.co.uk - no login required</p> <p>https://www.mathsgenie.co.uk/ - no login required</p>
Other Information	<p>Students will need their own scientific calculator for their exam as well as a ruler, protractor and compass.</p>

YEAR 10 PPE 2024

Subject	SCIENCE
Number of papers in the PPE series	<p>Combined Science:</p> <p>3 full exam papers :</p> <ul style="list-style-type: none"> • 1 x Biology (1 hour 15 mins) • 1 x Chemistry (1 hour 15 mins) • 1 x Physics (1 hour 15 mins) <p>Triple Science:</p> <p>3 full exam papers :</p> <ul style="list-style-type: none"> • 1 x Biology (1 hour 45 mins) • 1 x Chemistry (1 hour 45 mins) • 1 x Physics (1 hour 45 mins)
Material to be examined	<p><u>BIOLOGY</u></p> <p>Cell biology</p> <ul style="list-style-type: none"> <input type="checkbox"/> Cells <input type="checkbox"/> Cell differentiation and specialisation <input type="checkbox"/> Diffusion <input type="checkbox"/> Osmosis <input type="checkbox"/> Active transport <input type="checkbox"/> Exchanges surfaces and exchanging substances <p>Organisation</p> <ul style="list-style-type: none"> <input type="checkbox"/> Cell organisation <input type="checkbox"/> Enzymes <input type="checkbox"/> Enzymatic reactions <input type="checkbox"/> Enzymes and digestion <input type="checkbox"/> Food tests <input type="checkbox"/> Lungs <input type="checkbox"/> Circulatory system: heart, blood vessels, blood <input type="checkbox"/> Cardiovascular disease <input type="checkbox"/> Health and disease <input type="checkbox"/> Non-communicable diseases <input type="checkbox"/> Cancer <input type="checkbox"/> Plant cell organisation <input type="checkbox"/> Transpiration and translocation <input type="checkbox"/> Transpiration and stomata <p>Infection and response</p> <ul style="list-style-type: none"> <input type="checkbox"/> Communicable disease <input type="checkbox"/> Viral, fungal and protist diseases (specific examples) <input type="checkbox"/> Bacterial diseases and preventing disease <input type="checkbox"/> Fighting disease: vaccination and drugs <input type="checkbox"/> Developing drugs <p>Bioenergetics</p> <ul style="list-style-type: none"> <input type="checkbox"/> Photosynthesis and limiting factors <input type="checkbox"/> Rate of photosynthesis <input type="checkbox"/> Respiration and metabolism <input type="checkbox"/> Aerobic and anaerobic respiration <input type="checkbox"/> Exercise <p>Inheritance variation and evolution</p> <ul style="list-style-type: none"> <input type="checkbox"/> Inheritance <input type="checkbox"/> Evolution <input type="checkbox"/> Classification

YEAR 10 PPE 2024

Additional Content for Triple Science

Inheritance variation and evolution

- ☐ Cloning
- ☐ Theory of evolution
- ☐ Speciation

Cell Biology

- ☐ Culturing microorganisms

Homeostasis and response

- ☐ Plant hormones
- ☐ Required practical: Investigate the effect of light and gravity on growth of seedlings
- ☐ Uses of plant hormones

CHEMISTRY

Atomic structure and periodic table

- ☐ Atoms, elements, compounds
- ☐ Chemical equations
- ☐ Mixtures and chromatography
- ☐ Separation techniques
- ☐ Distillation
- ☐ The history of the atom
- ☐ Electronic structure
- ☐ Development of the periodic table
- ☐ Modern periodic table
- ☐ Metals and non-metals
- ☐ Group 1
- ☐ Group 7
- ☐ Group 0

Bonding, structure and properties of matter

- ☐ Formation of ions
- ☐ Ionic bonding
- ☐ Ionic compounds
- ☐ Covalent bonding
- ☐ Simple molecular substances
- ☐ Polymers and giant covalent structures
- ☐ Allotropes of carbon
- ☐ Metallic bonding
- ☐ States of matter
- ☐ Changes of state

Chemical changes

- ☐ Acids and bases
- ☐ Strong acids and weak acids
- ☐ Reactions of acids
- ☐ The reactivity series
- ☐ Separating metals from metal oxides
- ☐ Redox reactions
- ☐ Electrolysis of molten compounds
- ☐ Electrolysis of aqueous solutions

Energy changes

- ☐ Exothermic and endothermic reactions
- ☐ Energy profiles
- ☐ Bond energies

YEAR 10 PPE 2024

Additional Content for Triple Science

Atomic structure and periodic table

- Properties of transition metals
- Comparison of transition metals with group 1 elements

Bonding, structure and properties of matter

- Bulk and surface properties of matter including nanoparticles
- Sizes of particles and their properties
- Uses of nanoparticles

PHYSICS

Forces

- Forces and their interactions
- Work done and energy transfer
- Forces and elasticity
- Forces and motion
- Momentum (higher tier only)

Waves

- Waves in air, fluids and solids
- Electromagnetic waves

Energy

- Energy stores and systems
- Kinetic and potential energy stores
- Specific heat capacity
- Conservation of energy and power
- Reducing unwanted energy transfers
- Efficiency
- Energy resources and their uses
- Wind, solar and geothermal
- Hydro-electricity, waves and tides
- Biofuels and non-renewables
- Trends in energy resource use

Particle model

- The particle model and pressure in gases
- Heating and Cooling curves
- Internal energy and changes of state
- Density of Materials
- Specific Latent heat
- Gas Pressure
- Increasing the pressure of a gas

Atomic structure

- Developing the model of the atom
- Isotopes and nuclear radiation
- Nuclear equations
- Half-life
- Irradiation and contamination

YEAR 10 PPE 2024

	<p style="text-align: center;"><u>Additional Content for Triple Science</u></p> <p>Waves</p> <ul style="list-style-type: none"> □ Sound waves □ Waves for detection and exploration □ Reflection of waves <p>Atomic structure and radiation</p> <ul style="list-style-type: none"> □ Nuclear fission □ Nuclear fusion <p>Space physics</p> <ul style="list-style-type: none"> □ Solar system □ Lifecycle of a star □ □ Orbital motion, natural and artificial satellites □ Redshift
Format of the examination	<ul style="list-style-type: none"> ○ Each paper will be worth 70 mark. If you are doing Triple Award, the paper will be 100 marks. ○ Types of questions will be multiple choice, structured, closed short answer, and extended response. ○ There will also be questions which will draw on the knowledge and understanding that you have gained by carrying out required practical activities. ○ Your teachers will tell you if you are sitting the higher tier papers or the foundation tier papers ○ You will need a black pen, pencil, ruler, calculator and protractor
Revision strategies for this subject	<ul style="list-style-type: none"> ❖ Make sure the notes in your exercise book are complete. Read through these and highlight all the key words/model statements. ❖ Re-visit past green assessments and read the model answers you were provided with. ❖ Complete the questions at the end of each chapter in your revision guide, but make sure you mark them. Perhaps ask your parents or sibling to test you. ❖ Complete past paper questions that are accessible on Google Drive (the link to this is on Show My Homework). Identify the command word from a question and make sure you do what is asked. ❖ Use Physics equations flash cards ❖ Make sure you can: convert units, name equipment accurately, describe and explain a variety of graphs. ❖ Use the resources provided on google classroom such as annotated videos, walking talking marks and more.
Support offered in school	<ul style="list-style-type: none"> □ Retrieval and factual recall of previous topics done weekly within lessons □ All students are welcome to 'drop-in' with their science teacher to receive any support they wish.
Useful links	<ul style="list-style-type: none"> ○ Seneca learning www.senecalearning.co.uk. Choose GCSE Combined Science AQA. ○ www.my-gcsescience.com or http://freesciencelessons.co.uk/aqa/ Short video tutorials of the course. ○ www.bbc.co.uk/education/subjects - BBC bitesize is a favourite for many students as there are video clips and animations. ○ www.aqa.org.uk The exam board we follow is AQA. Visit here to download the specification and past exam papers/mark schemes. ○ Required practical videos on www.youtube.co.uk eg. Primrose Kitten or Malmsebury High School. ○ Revision guides and workbooks (published by CGP) are available to purchase in the Science office for £6 each.

YEAR 10 PPE 2024

Subject	Religious Education Catholic Christianity
Number of papers in the PPE series	<p>1 Paper lasting 105 minutes</p> <p>4 Units on Catholic Christianity:</p> <ol style="list-style-type: none"> 1. Beliefs and teachings 2. Practices 3. Sources of Wisdom and Authority 4. Forms of expression
Material to be examined	<p>Catholic Christianity:</p> <p><u>Beliefs & Teachings</u></p> <p>Catholic beliefs about eschatology: life after death; the nature of resurrection, judgement, heaven, hell and purgatory and why belief in life after death is important for Catholics today.</p> <p>Creation: the significance of the Creation accounts for Catholics in understanding the nature and characteristics of God, especially as Creator, benevolent, omnipotent and eternal.</p> <p>Biblical understandings of God as a Trinity of Persons: the nature and significance of God as a Trinity of Persons, including reference to the baptism of Jesus</p> <p>The significance of the life, death, resurrection and ascension of Jesus for Catholics: beliefs about salvation and grace, including John 3:10–21 and Acts 4:8–12; the implications and significance of these events for Catholic practice today.</p> <p><u>Practices</u></p> <p>Pilgrimage: the nature, history and purpose of Catholic pilgrimage; with specific reference to Jerusalem, Lourdes, Rome, Walsingham.</p> <p>The role and importance of forms of popular piety: the significance of the Rosary, Eucharistic adoration and Stations of the Cross; how each of these might be used and why.</p> <p>Catholic Social Teaching: how Catholic Social Teaching reflects the teaching to show love of neighbour; Catholic teaching on justice.</p> <p>The sacramental nature of reality: Catholic teachings about how the whole of creation manifests the presence of God; the meaning and effects of each of the seven sacraments, including Catechism of the Catholic Church 1210–1211; the practice and symbolism of each sacrament; how sacraments communicate the grace of God; divergent Christian attitudes to sacraments, including reference to Orthodox and Protestant Christianity.</p> <p><u>Sources of Wisdom & Authority</u></p> <p>The Church as the Body of Christ and the People of God: the nature and significance of the Church as the Body of Christ and the People of God.</p> <p>The magisterium of the Church: the meaning, function and importance of the magisterium.</p>

YEAR 10 PPE 2024

	<p>The Second Vatican Council: the nature, history and importance of the council; the nature and significance of the four key documents for the Church and for Catholic living: Dei Verbum, Lumen Gentium, Sacrosanctum Concilium and Gaudium et Spes.</p> <p>Sources of personal and ethical decision making: the example and teaching of Jesus as the authoritative source for moral teaching; Jesus as fulfilment of the Law, including Matthew 5:17–24; divergent understandings of the place and authority of natural law; virtue and the primacy of conscience; the divergent implications of these sources of authority for Christians today.</p> <p><u>Forms of expression</u></p> <p>The meaning and significance of sacred objects, including sacred vessels, sarcophagi, and hunger cloths within Catholicism.</p> <p>The different internal features of a Catholic church including reference to Catechism of the Catholic Church 1182–1186: the meaning and significance of the lectern, altar, crucifix and tabernacle and how they express the importance of redemption.</p> <p>The meaning and significance of paintings, fresco and drawings within Catholicism with reference to two specific pieces.</p> <p>The common and divergent forms of architecture, design and decoration of Catholic churches: how they reflect belief, are used in, and contribute to, worship.</p>
Format of the examination	<p>Students must answer all questions.</p> <ul style="list-style-type: none"> • The assessment consists of three units with four questions in each unit, (a), (b), (c) and (d). • The paper will assess spelling, punctuation and grammar (SPaG) and use of specialist terminology and will contribute a minimum of 5% of marks towards the overall weighting for this paper. SPaG is only assessed in GCSE (d) questions that are out of 15 marks instead of 12.
Revision strategies for this subject	<p>Revision is a highly personalised process. However, the RE department feels that students can benefit from the following revision strategies:</p> <p>Step 1: Read units of work in your book. Highlight key pieces of information. Read them again if you don't understand them. Write questions to ask your teacher for clarification purposes.</p> <p>Step 2: Condense your notes in your exercise book onto one piece of large paper so that everything you need in a unit is in one visible place. These notes do not have to be in full sentences as long as YOU can make sense out of them. Highlighting, colour and pictures help to link information and allows you to learn things more easily.</p> <p>Step 3: Repeat the process of reading through your notes. Condense even further onto index cards so that your revision is portable. Make the information stick in your mind.</p> <p>Quick Suggestions:</p> <ul style="list-style-type: none"> - Write your own D Question statements based on a topic, respond to the question. - Complete some key words quizzes - Watch Youtube videos and listen to Podcasts. <p>Question Structure:</p> <ol style="list-style-type: none"> Questions require 3 full sentences. Reason 1 and Development 1; Reason 2 and Development 2. Exactly the same as a (b) answer but include a source of wisdom and authority. Evaluation questions need to have PEACE paragraphs. One developed PEACE paragraph to agree with a range of evidence to



YEAR 10 PPE 2024

	support & one developed PEACE paragraph to disagree with a range of evidence to support. Focus on the argument of the statement throughout your answer.
Support offered in school	Your class teacher will be able to provide past paper questions. Lesson powerpoints are available on Google Classroom if you have missed any lessons.
Useful links	Seneca Learning - This provides revision material on your subject knowledge and is a good way to recap knowledge from previous topics. Google Classroom - Here you will find lessons and exam questions that can be practised. Any extra questions that you complete please bring them to your class teacher to get feedback.
Other Information	We use the following revision guide to support students and would recommend they purchase a copy: My Revision Notes Edexcel Religious Studies for GCSE (9-1): Catholic Christianity (Specification A): Faith and Practice in the 21st Century Paperback – 29 Dec. 2017 by Victor W. Watton (Author)






YEAR 10 PPE 2024

Subject	Art
Number of papers in the PPE series	1 Assessment
Material to be examined	Field and forest sketchbook alongside the work produced in the PPE time.
Format of the examination	<p>A practical exam in your Art room. You will have planned and prepared a piece of artwork to produce in the PPE time. You will have your sketchbook with you in the exam and any preparation notes and artwork you have made.</p> <p>You project as a whole will be marked against the following criteria</p> <p>AO1: Develop ideas through investigations, demonstrating critical understanding of sources.</p> <p>AO2: Refine work by exploring ideas, selecting and experimenting with appropriate media, materials, techniques and processes.</p> <p>AO3: Record ideas, observations and insights relevant to intentions as work progresses.</p> <p>AO4: Present a personal and meaningful response that realises intentions and demonstrates understanding of visual language.</p>
Revision strategies for this subject	<p>Be ensuring you keep up to date with your Field and Forest coursework. Producing lots of your best quality artwork relating to your theme before the PPE begins.</p> <p>Ensure you have clearly planned out what you will be doing in your exam time and have prepared any necessary materials.</p>
Support offered in school	Ask for help and advise during your lesson time, extra help outside of lesson can be arranged if applicable
Useful links	<p>https://www.studentartguide.com/articles/a-level-art-sketchbook</p> <p>https://www.studentartguide.com/articles/how-to-annotate-a-sketchbook</p> <p>https://www.studentartguide.com/articles/art-sketchbook-ideas</p> <p>https://www.studentartguide.com/articles/how-to-stop-procrastinating</p>

YEAR 10 PPE 2024

Subject	Business
Number of papers in the PPE series	1
Material to be examined	<input type="checkbox"/> Sources of finance <input type="checkbox"/> Exchange rates <input type="checkbox"/> Franchises <input type="checkbox"/> Market segmentation <input type="checkbox"/> Marketing mix <input type="checkbox"/> Variable costs <input type="checkbox"/> Total costs <input type="checkbox"/> Aims and objectives <input type="checkbox"/> Market research <input type="checkbox"/> Cash flow <input type="checkbox"/> Profit <input type="checkbox"/> Customer needs <input type="checkbox"/> Business plans <input type="checkbox"/> Risk and reward <input type="checkbox"/> Private limited companies <input type="checkbox"/> Break even <input type="checkbox"/> Consumer incomes <input type="checkbox"/> Location <input type="checkbox"/> Social media <input type="checkbox"/> E-commerce
Format of the examination	<p>There are 3 sections to the paper.</p> <p>Section A: Multiple choice, calculation, short-answer and extended-writing questions. Each section is ramped, starting with multiple choice questions, moving to short answer questions and ending with extended writing.</p> <p>Sections B and C: Questions are based on real life, relevant business case studies. You must answer each question by referring to the case study.</p>
Revision strategies for this subject	<p>Use the revision guide to produce a glossary of key terms and condensed notes for each topic.</p> <p>Alternatively, you may want to produce flash cards or mind maps to summarise the key information on each topic.</p>

YEAR 10 PPE 2024

	<p>Access, practice and review exam style questions and mark schemes. Make sure you use the revision technique sheet in the front of your book.</p> <p>Use the Edexcel website to access past paper questions and mark schemes. (QR code link below). The mark schemes will tell you how marks are awarded for each question. When completing past papers, you should be spending 1 minute per mark, so you would spend 12 minutes completing a 12 mark question.</p> <p>Access the resources available through the digital curriculum using the QR code:</p> 
Support offered in school	<p>Drop in sessions are available Thursday lunchtime in the Sixth Form Staffroom. Use this opportunity to speak to a teacher about any classwork, homework or subject content you are unsure of.</p>
Useful links	<p>Exam board: Edexcel Course title: GCSE (9-1) Business (2017) Practice questions can be found by following this QR code:</p>  <p>YouTube channel: BizConSesh GCSE Edexcel Business 9-1. Follow this QR code:</p> 

YEAR 10 PPE 2024

Subject	Children's play learning and development BTEC Level 2 Tech Award Component 1 –Children's growth and development
Number of papers in the PPE series	1
Material to be examined	In this component, you have developed your knowledge and understanding of children's growth and development across five areas of development – physical, intellectual and cognitive, communication and language, social and emotional. In each area, there are typical patterns of development for children of different ages. These patterns are sometimes referred to as milestones. Family, health professionals and early years practitioners are all responsible for monitoring and checking whether a child's growth and development meets expected patterns of development, or milestones. It is important to recognise that there are physical, environmental, social and financial factors that can have an impact on a child's development.
Format of the examination	ICT – PSA style task completed in exam conditions. Class workbook is allowed into the task, you will be working on an examinations log in.
Useful links	<u>Google classroom links</u> https://classroom.google.com/w/NDg5MzY4MzMxNzE5/tc/NTQ5MDI0MTMyMzY0 <u>Practice task -</u> https://classroom.google.com/w/NDg5MzY4MzMxNzE5/tc/NTc1MzQwMzIzMDAx

YEAR 10 PPE 2024

Subject	Computer Science
Number of papers in the PPE series	Paper 1: Computer Systems (Unit 1) & Computational thinking, algorithms and programming (Unit 2)
Material to be examined	1.2.1 Primary storage (Memory)
	The need for primary storage, RAM and ROM
	Virtual memory
	1.2.2 Secondary storage
	The need for secondary storage & Common types of storage: <ul style="list-style-type: none">• Optical• Magnetic• Solid state
	The advantages and disadvantages of different storage devices and storage media relating to these characteristics: <ul style="list-style-type: none">• Capacity• Speed• Portability• Durability• Reliability o Cost
	1.2.3 Units
	The units of data storage
	How data needs to be converted into a binary format to be processed by a computer
	Data capacity and calculation of data capacity requirements
	1.2.4 Data storage (Numbers)
	How to convert positive denary whole numbers to binary numbers (up to and including 8 bits) and vice versa
	Binary Addition
Hexadecimal Conversions	
Binary shifts	
2.2 Programming Techniques	
The use of variables, constants, operators, inputs, outputs, assignments	
The use of the three basic programming constructs used to control the flow of a program: Sequence; selection; iteration (count and condition controlled loops)	
the use of basic string manipulation	

YEAR 10 PPE 2024





	the use of arrays (or equivalent) when solving problems, including both one and two dimensional arrays
	the use of SQL to search for data
	how to use sub programs (functions and procedures) to produce structured code
	the use of data types: integer; real; Boolean; character; string; casting
	the common arithmetic operators
	the common Boolean operators.
	maintainability: comments; indentation
	Common tools and facilities available in an Integrated Development Environment (IDE): Editors; Error diagnostics; Run-time environment; Translators
	2.4.1 Boolean logic
	Simple logic diagrams using the operators AND, OR and NOT
	Truth tables
	Combining Boolean operators using AND, OR and NOT
	Applying logical operators in truth tables to solve problems
	2.5.1 Languages
	Characteristics and purpose of different levels of programming language: <ul style="list-style-type: none"> • High-level languages • Low-level languages
	The purpose of translators
	The characteristics of a compiler and an interpreter
	2.5.2 The Integrated Development Environment (IDE)
	Common tools and facilities available in an Integrated Development Environment (IDE): <ul style="list-style-type: none"> • Editors • Error diagnostics • Run-time environment • Translators
	The purpose of translators
	The characteristics of a compiler and an interpreter
Format of the examination	<p>Paper is out of 80 marks.</p> <p>Types of questions will include closed short answers and open response and algorithm questions.</p>



YEAR 10 PPE 2024

Revision strategies for this subject	<ul style="list-style-type: none">• Use your digital workbooks to revise and recover key words and learning.• Watch the recorded lessons on Google Classroom and exam walkthroughs• Use the diagnostic quizzes on Google Classroom• Re-visit past assessments and read the model answers you were provided with.• Use revision books• Use Craig and Dave YouTube videos for reminders of challenging content.
Support offered in school	<ul style="list-style-type: none">• Retrieval and factual recall of previous topics done weekly within lessons• All students are welcome to 'drop-in' to the Computer Science department to seek support from any teacher.• Class teachers will offer individual support to their groups at a lunchtime / afterschool.• Weekly intervention sessions.
Useful links	https://craigndave.org/videos/

YEAR 10 PPE 2024

Subject	BTEC TECH AWARD Construction and the built environment
Number of papers in the PPE series	All pupils will sit one exam paper, which is one hour long.
Material to be examined	<p>Pupils will need to ensure that they revise the following topics.</p> <ul style="list-style-type: none"> ✓ Legal requirements for desk-based pre-construction ✓ Explain the environmental impact or recycling bricks ✓ What is embodied energy ✓ How does the building orientation and pre-fabricated elements help with a sustainable design? ✓ Name two set up activities for site-based pre-construction ✓ How to locate electrical cables. ✓ Why is high density blockwork good for insulation? ✓ What are the advantages of pre-engineered joists ✓ What is a brownfield site? ✓ How to calculate the area of a shape. ✓ The advantages of building on a green field site.
Format of the examination	<p>The exam will last for one hour. All questions should be answered in full. There is a range of question styles in the exam, it is important that they are read carefully and that any additional information given to help answer the questions is used.</p> <p>The number of marks available for each question will indicate how much time should be allocated before moving on to the next section</p>
Revision strategies for this subject	<p>Mr Cox will continue to work on the exam content during lessons until the exams with the focus being on revision strategies. It is essential for each pupil to bring their revision textbook and their revision work book to each lesson.</p> <p>A good way to collect information on the key topics is to produce a range of mind maps and flash cards along with using the Cornell method to produce accurate notes. They will have an opportunity within lessons to work on these techniques.</p>
Support offered in school	<ul style="list-style-type: none"> ✓ All pupils are welcome to come for support and to attend intervention sessions on Wednesday night from 3:10 to 4:00pm in 53 Technology room. ✓ Mr Cox will also offer individual support within lunch times.
Useful links	<p>Useful links</p> <ul style="list-style-type: none"> ✓ Pupils may like to access Mr Cox's revision questions at ✓ tes.com/teaching-resource/btec-construction-unit-1 ✓ For ICT revision students could use Quizlet <div style="display: flex; justify-content: space-around;">     </div>
Other Information	We would recommend that the students spend time reading the revision guides and completing Cornel notes on each topic.

YEAR 10 PPE 2024

Subject	GCSE Design Technology
Number of papers in the PPE series	The exam will last for one hr 15 min.
Material to be examined	<p>Students will need to ensure that they revise the following topics.</p> <ul style="list-style-type: none"> • Identify types of inputs, process and outputs. • To be able to explain the forces acting on a chair • Manufacturing process for example JIT + mass production • What is a smart material • Revise levers and how to work out the movement of a lever. • Explain the properties of corrugated card • Why is there an increased use of renewable energy? • How to work out a ratio • To be able to name stock forms of materials • How to reinforce materials • To explain the manufacturer of a product • Discuss the ethical choice of materials used in design • To be able to evaluate a product to a given criteria • What is ergonomics and anthropometrics? • Working out the percentage of a product • Why do designers create models? • How to minimize waste on a sheet of plastic. (Nesting)
Format of the examination	<p>The exam will last for one hr 15 min.</p> <p>All questions are to be answered. There is a range of question styles in the exam, it is important that you read the questions fully and use any other information given to help answer the questions.</p> <p>Highlight any keywords you recognise and plan your answers before you start answering the question.</p>
Revision strategies for this subject	Mr Cox will continue to work on the exam content during lessons until the exams with a focus on revision strategies. For each of the lessons, the students will need to bring in their blue revision book. There will be one specific topic each week that you will revise and be tested on. We will complete a revision session on each one.
Support offered in school	<ul style="list-style-type: none"> ✓ We recommend that all pupils access the google classroom Digital curriculum. This contains all the revision topics that have been covered in class. ✓ Use the exam preparation sheets and handouts which have been provided by the Technology Department
Useful links	<p>Seneca Learning - This provides revision material on your subject knowledge and is a good way to recap knowledge from previous topics.</p> <p>Google Classroom - Here you will find lessons and exam questions that can be practised.</p>
Other Information	We would recommend that the students spend time reading the revision guides and completing cornel notes on each topic.

YEAR 10 PPE 2024

Subject	GCSE Geography
Number of papers in the PPE series	One exam paper. 90 minutes in length. This will contain a mix of physical and human geography questions.
Material to be examined	<p>Paper 1: Section B: The Living World Ecosystems, Tropical Rainforests and Hot Deserts.</p> <p>Paper 2: Section A: Urban Issues and Challenges General urbanisation, Rio, London and Freiburg. Section B: The Changing Economic World Measures of development, DTM, causes and consequences of uneven development, reducing the gap, Nigeria, an NEE and the UK economy.</p>
Format of the examination	<p>The paper will be 90 minutes.</p> <p>Paper 1 content</p> <ul style="list-style-type: none"> • Section B (25 marks) - The Living World <p>Paper 2 content</p> <ul style="list-style-type: none"> • Section A (33 marks) - Urban Challenges and Issues • Section B (30 marks) - The Changing Economic World <p>Question Types: multiple choice, short answer, levels of response and extended prose. 1,2,3,4,6 & 9 mark questions. There will be 3 SPAG marks on each paper.</p> <p>* You will need a calculator for this PPE.</p>
Revision strategies for this subject	<p>Complete practice papers and questions as much as possible. Create A3 revision sheets for each of the topics (These are available from your teachers). Create flash cards of key terms and processes. Watch as many GCSE pod videos as possible for these topics. Listen to the AQA GCSE podcasts available on apple (See the link below). Complete mind maps and summaries of topics and notes showing the link between processes.</p>
Support offered in school	<p>Digital curriculum material created by staff. Past paper questions given for revision. A3 revision sheets to prompt what knowledge is needed.</p>
Useful links	<p>Geography digital curriculum: https://classroom.google.com/c/MTM2OTI5MzQ4MzYy BBC Bitesize AQA GCSE Geography: https://www.bbc.co.uk/bitesize/examspecs/zy3ptyc GCSE Pod: https://members.gcsepod.com The GCSE podcast: https://podcasts.apple.com/gb/podcast/aqa-geography-podcast/id1534025558 PMT free revision resources: https://www.physicsandmathstutor.com/geography-revision/gcse-aqa/</p>

YEAR 10 PPE 2024

Subject	Graphic Communication
Number of papers in the PPE series	1
Material to be examined	This is a practical session and students will be marked upon their coursework project. Demonstrating an understanding of their research within responses
Format of the examination	<p>Exam conditions, refinements of work incorporating ideas seen within research examples, AO1, making use of observations, both handmade and digital, AO3, and developing designs for AO2/AO4</p> <ul style="list-style-type: none">• AO1: Develop ideas through investigations, demonstrating critical understanding of sources.• AO2: Refine work by exploring ideas, selecting and experimenting with appropriate media, materials, techniques and processes.• AO3: Record ideas, observations and insights relevant to intentions as work progresses.• AO4: Present a personal and meaningful response that realises intentions and demonstrates understanding of visual language.
Revision strategies for this subject	Ensure that all current work is up to date, that you have chosen to gather research that is inspiring. Be aware of colour theory and Typography choices within these pieces.
Support offered in school	<u>After school support available in room 51</u> All aspects of this PPE will be discussed in detail during lesson time, students will have time to plan their ideas and prepare prior to the PPE.
Useful links	<p>https://www.aqa.org.uk/subjects/art-and-design/gcse/art-and-design-8201-8206/subject-content/graphic-communication</p> <p>https://www.studentartguide.com/articles/graphic-design-sketchbook-ideas</p> <p>https://www.studentartguide.com/featured/a-level-graphic-design-creative-media</p>

YEAR 10 PPE 2024

Subject	Health and Social Care BTEC Level 2 Tech Award Component 1 – Human lifespan and development
Number of papers in the PPE series	1
Material to be examined	In this component, you have studied how people grow and develop over the course of their life, from infancy to adulthood, this includes PIES development and the different factors that may affect this. An individual's development can be affected by major life events, such as marriage, parenthood or moving to a new house and you will learn about how people adapt to these changes, as well as the types and sources of support that can help them.
Format of the examination	ICT – PSA style task completed in exam conditions. Class workbook is allowed into the task, you will be working on an examinations log in.
Useful links	<u>Google classroom links</u> A1 https://classroom.google.com/w/NTQ5MzQwMjU5MDQ4/tc/NTU4MTc3MjgxMzg5 A2 https://classroom.google.com/w/NTQ5MzQwMjU5MDQ4/tc/NTU4MTc3NDQ3NjA4 B1 https://classroom.google.com/w/NTQ5MzQwMjU5MDQ4/tc/NDkxMTAwNzQxNTk0 B2 https://classroom.google.com/w/NTQ5MzQwMjU5MDQ4/tc/NTU4MTc3NjIxOTY3

YEAR 10 PPE 2024

Subject	History
Number of papers in the PPE series	1 – 90 minutes
Material to be examined	<p><u>Section A – American West</u></p> <p><u>Migration West</u> Early migration west The Donner Party The Mormon migration Homestead Act Pacific Railroad Act Exoduster movement & Oklahoma Land Rush</p> <p><u>Farming</u> Problems for farmers Solutions for farmers</p> <p><u>Cattle industry</u> John Iliff Goodnight-Loving & Joseph McCoy Cowboys Conflict with homesteaders Winter 1886-87</p> <p><u>Section B – Anglo-Saxon England & Norman England</u> Anglo-Saxon society & King Edward Anglo-Saxon government Anglo-Saxon economy and religion The Godwin family Revolt against Tostig Claimants to the throne Reign of King Harold Gate Fulford Stamford Bridge Battle of Hastings Submission of the earls Rewarding followers and Marcher earldoms Motte & Bailey castles</p>
Format of the examination	<p>1 paper – 90 minutes</p> <p><u>Section A - American West (20 marks)</u> Question 1 – Explain one consequence of... (4 marks) Question 2 – Write a narrative account analysing... (8 marks) Question 3 – Explain the importance of X on Y (8 marks) [Answer one from a choice of three]</p> <p><u>Section B - Norman England (30 marks)</u> Question 1 – Describe one key features of... (2 marks) Question 2 – Explain why... (12 marks) Question 3 or 4 – ‘Statement’. How far do you agree? (16 marks) [Answer one from a choice of two]</p>

YEAR 10 PPE 2024

Revision strategies for this subject	<p>Step 1: Read units of work in your book. Highlight key pieces of information. Read them again if you don't understand them. Write questions to ask your teacher for clarification purposes.</p> <p>Step 2: Condense your notes in your exercise book onto one piece of large paper so that everything you need in a unit is in one visible place. These notes do not have to be in full sentences as long as YOU can make sense out of them. Highlighting, colour and pictures help to link information</p> <p>Step 3: Repeat the process of reading through your notes. Condense even further onto index cards so that your revision is portable. Make the information stick in your mind.</p> <p style="text-align: center;">READ CONDENSE REPEAT</p> <p>Use your revision guides and practice question booklet Revision guides can be purchased from the school Finance Office for £10.80. Payments must be made via SchoolGateway</p>
Support offered in school	Revision sessions will be provided during lessons in the final two weeks of school before the Easter holiday – this will cover some, but not all of the 'material to be examined'
Useful links	<p>A full list of revision links will be added to "ClassCharts" and your child will have shared access to these resources.</p> <ul style="list-style-type: none"> - The school digital curriculum - GCSE Pod - Seneca Learning - Try the revision quizzes on the website Kahoot. - Also use YouTube to watch videos on the topics you have studied. - There are lots of great twitter history accounts with resources on that you can use – just search for the topic you are wanting help with.
Other Information	<p>All students will sit the same paper. There is no tiered system in GCSE History. Students will undergo some revision in their History lessons in school, but this must be supplemented with work done at home.</p> <p>Homework set between now and the PPE will be based around revision of these topics.</p>



YEAR 10 PPE 2024

Subject	Hospitality and catering WJEC Level 2 Unit 2– Hospitality and Catering in Action
Number of papers in the PPE series	1
Material to be examined	In this component, you have gained knowledge of the nutritional needs of a range of client groups in order for you to plan nutritional dishes to go on a menu. Learning and developing skills in safe and hygienic food preparation, cooking and finishing skills required to produce nutritional dishes.
Format of the examination	ICT – PSA style task completed in exam conditions. Class workbook is allowed into the task, you will be working on an examinations log in.
Useful links	https://classroom.google.com/c/NDg5MzY3NzY4NTI1/a/NTkyMjE1NjMxMzly/details

YEAR 10 PPE 2024

Subject	OCR GCSE Music
Number of papers in the Mock series	All pupils will sit one exam paper. It is 1hr and 30 minutes.
Material to be examined	<p>AoS2 Concerto Through Time You should revise typical characteristics and features of:</p> <p>Baroque Concerto Grosso Romantic Concerto Focus on:</p> <ul style="list-style-type: none"> • Recognising instruments of the orchestra including the sections • Texture and Instrumentation - How the soloist(s) and orchestra work together • Dynamic contrasts • Articulation and instrumental techniques • Modulations and cadences • Intervals • Musical Devices <p>AoS 3 Rhythms of The World Revise the traditional rhythmic roots of:</p> <p>Punjabi Bhangra Calypso Revise the characteristic and rhythmic features of:</p> <ul style="list-style-type: none"> • Traditional Calypso • Traditional Bhangra Music <p>AoS 4 Film Music Be prepared to answer two questions one on film and one on game music. One of these questions will be question 3, the extended nine marker question.</p> <p>Revise features of:</p> <ul style="list-style-type: none"> • Madtshirt and demonstrate a complete understanding of these elements. • How composers create music to support, express, complement and enhance a scene. • A mood or emotion being conveyed on the screen • A significant character(s) or place, specific actions or dramatic effects. <p>AoS 5 Conventions of Pop Revise the following topics:</p> <p>Rock 'n' Roll of the 1950s and 60s Pop Ballad (Comparison Question - 6 marker)</p> <p>Revise:</p> <ul style="list-style-type: none"> • Vocal techniques – including backing vocals • Intervals • Instrumental techniques – Guitar, Keyboard/Piano, Drum Kit • How voices/instruments interact with each other • Features of accompaniments in popular music • Features and use of technology • Typical musical characteristics and features of the topics above.

Format of the	

Format of the examination	Listening Exam – 1hr 30 minutes. The exam will take place in Room 18. There will be a question set on each topic listed above. All questions should be answered in full. There is a range of question styles in the exam and it is important that all questions are read carefully and answer questions using the timings and order practised in class.
Revision strategies for this subject	We will continue to work on the exam content during lessons until the exams with the focus being on revision strategies. It is essential to bring books to class every lesson. A good way to collect information on the key topics is to produce a range of mind maps and flash cards along with using the Cornell method to produce accurate notes. You will have opportunities within lessons to work on these techniques. Revision is a highly personalised process. Listening to as wide a variety of music linked to the areas of study is vital and can be incorporated into a revision schedule whilst completing written tasks/homework/revision from other subjects too. Complete all listening revision tasks on each topic on Google Classroom, Auralia, Musition and Focus on Sound . Use the MAD TSHIRT resource to complete revision on each topic and follow the steps below: Step 1: Read units of work in your book/notes. Highlight key pieces of information. Read them again if you don't understand them. Write questions to ask your teacher for clarification purposes. Step 2: Condense your notes in your exercise book onto one piece of large A3 paper so that everything you need in a unit is in one visible place. These notes do not have to be in full sentences so long as YOU can make sense of them. Highlighting, colour and pictures help to link information and allows you to learn things more easily. Step 3: Repeat the process of reading through your notes. Condense even further onto revision cards so that your revision is portable. Make the information stick in your mind. <div style="text-align: center;">READ CONDENSE REPEAT</div>
Support offered in school	<ul style="list-style-type: none"> ✓ Year 10 GCSE sessions: ✓ Monday, Tuesday and Wednesday lunchtime 12.35pm – 1.05pm Room 18 ✓ We recommend all pupils access Google Classroom as this contains all the revision topics covered in class.
Useful links	<ul style="list-style-type: none"> ✓ A full list of revision links is in 'Google Classroom' and students will have shared access to these resources. ✓ Focus on Sound, Auralia and Musition revision activities should be completed on a weekly basis as directed by teachers for each AoS. ✓ Students are provided with course book/guides for each AoS with all the information they need to revise for the listening paper. ✓ Students should have purchased the OCR GCSE Music Revision Guide 2018 onwards published by Rhinegold; second hand copies are available to purchase online for a lower cost.
Other information	<ul style="list-style-type: none"> ✓ Solo Performance - Deadline Friday 22nd March ✓ Composition 2 - Deadline to complete Friday 7th June ✓ Ensemble Performance - Deadline Friday 21st June

YEAR 10 PPE 2024

Subject	Photography
Number of papers in the PPE series	1
Material to be examined	This is a practical session and students will be marked upon their coursework project.
Format of the examination	<p>Working independently in exam conditions, completing refinement of photographic outcomes, creating a range of edits using both digital and handmade techniques, outcomes must show clear links to research. Work will be marked using the assessment objectives:</p> <ul style="list-style-type: none"> -Ao1: Develop ideas through investigations, demonstrating critical understanding of sources. - Ao2: Refine work by exploring ideas, selecting and experimenting with appropriate media, materials, techniques and processes. - Ao3: Record ideas, observations and insights relevant to intentions as work progresses. - Ao4: Present a personal and meaningful response that realises intentions and demonstrates understanding of visual language.
Revision strategies for this subject	<ul style="list-style-type: none"> -Exploring and familiarising yourself with selected digital editing techniques, ensuring you are aware of the step by step process. -Analysing key pieces from artist research -Revisiting exam assessment objectives, reflecting on areas you need to continue to refine. -Ensure all coursework is up to date, including a set of recent unedited photographs.
Support offered in school	<p>Revisiting key tasks and techniques in lesson Step by step resources on google classroom for independent revision/ revisiting Afterschool support available PPE tasks will be explained in full prior to the PPE.</p>
Useful links	<p>https://www.photopedagogy.com/</p> <p>https://creativecloud.adobe.com/learn</p>
Other Information	Ensure you have uploaded all photographs prior to the PPE and you are able to access them to edit.

YEAR 10 PPE 2024

Subject	AQA GCSE Physical Education - Wednesday 17th April, 9am
Number of papers in the PPE series	One paper will cover topics from both Paper 01 and Paper 02
Material to be examined	<p>Paper 01</p> <p>Physical training</p> <ul style="list-style-type: none"> • Seasonal aspects (pre, peak, post season) • Effects of exercise (immediate, short, long term) • Warm up and cool down • Preventing injury • Aerobic and anaerobic exercise (including training zones) • EPOC (Excess Post-exercise Oxygen Consumption) • Recovery • Components of fitness • Fitness testing • Spirometer trace • Types of training (including high altitude training) • Principles of training <p>Paper 02</p> <p>Sports Psychology</p> <ul style="list-style-type: none"> • Skill and ability • Classification of skill (basic/complex, open/closed, fine/gross, self-paced/externally-paced) • Arousal (inverted-U theory, stress management) • Aggression • Personality types • Motivation • Types of feedback • Basic information processing model • Types of goals • Goal setting • Player conduct
Format of the examination	<p>One written exam paper which will assess Paper 01 and Paper 02.</p> <ul style="list-style-type: none"> • Multiple choice questions (shade the circle!) • Short answer questions • Long answer questions • Data questions – IE, calculator and ruler (for graphs) useful • One x 9-mark response
Revision strategies for this subject	<ul style="list-style-type: none"> ▪ AQA GCSE PE revision guide, £5 payment made via School Gateway. ▪ Practice, practice, practice (past paper questions): https://www.aqa.org.uk/subjects/physical-education/gcse/physical-education-8582/assessment-resources

YEAR 10 PPE 2024

	<ul style="list-style-type: none"> ▪ Planning and responding to the 9 mark response. Point AO1, expand AO3, example AO2. ▪ PPE preparation study skills guides on Google Classroom ▪ Timetable chunks of revision - Short periods of 30 mins on a couple of topics ▪ Self-quizzing ▪ Flashcards - but you must design them so that you can self-test! ▪ List 10 key facts about each topic ▪ Read, cover, recall. Read, cover, recall. Read, cover, recall. <p>What doesn't work!</p> <ul style="list-style-type: none"> ▪ <i>Just</i> reading through notes or books <p><i>Just</i> highlighting texts</p>
Support offered in school	<p>Mr Bingley - cbingley@thornleigh.bolton.sch.uk</p> <p>Revision session Tuesday 16th April (Day before exam!) 15:10 - 16:15 in room 1</p>
Useful links	<ul style="list-style-type: none"> ▪ SENECA - Join via Google Classroom ▪ GCSE Pod - Join via Google classroom ▪ BBC Bitesize for AQA GCSE PE - type https://www.bbc.co.uk/bitesize/examspecs/zp49cwx
Other Information	<p>NEA evaluation and analysis (coursework - 10%) of performance will begin after Easter. It is your responsibility to work on this independently.</p> <p>NEA practical performance is ongoing (30%). Please make yourself available for all practices relevant to you.</p>

YEAR 10 PPE 2024

Subject	Spanish
Number of papers in the PPE series	1. Listening 2. Reading 3. Writing
Material to be examined	<p><u>Theme 1 - Identity and culture</u></p> <p>Topic 1: Me, my family and friends</p> <ul style="list-style-type: none"> Relationships with family and friends Marriage/partnership <p>Topic 2: Technology in everyday life</p> <ul style="list-style-type: none"> Social media, Mobile technology <p>Topic 3: Free-time activities</p> <ul style="list-style-type: none"> Music, Cinema and TV Food and eating out Sport <p><u>Theme 3 - Current and future study and employment</u></p> <p>Topic 1: My studies</p> <p>Topic 2: Life at school/college</p> <p>Topic 3: Education post-16</p> <p>Topic 4: Jobs, career choices and ambitions</p>
Format of the examination	<p><u>Listening (35 mins Foundation / 45 mins Higher)</u></p> <ul style="list-style-type: none"> You will hear extracts in Spanish If the questions are in English they are responded to in English If the questions are in Spanish they are responded to in Spanish These may be single word, multiple choice or a short sentence <p><u>Reading (40 mins Foundation / 50 mins Higher)</u></p> <ul style="list-style-type: none"> You will read short extracts in Spanish If the questions are in English they are responded to in English If the questions are in Spanish they are responded to in Spanish These may be single word, multiple choice or a short sentence There is a short translation from Spanish to English <p><u>Writing (40 mins Foundation / 50 mins Higher) in class</u></p> <p><u>Foundation</u></p> <ul style="list-style-type: none"> You will write short sentences in Spanish as a response to a picture You will translate short sentences from Spanish into Spanish

YEAR 10 PPE 2024

	<ul style="list-style-type: none"> You will write in Spanish 1 extended passages of approximately 90 words on the given topics which you have studied (You will have a choice of 2 questions) <p>Higher</p> <ul style="list-style-type: none"> You will write in Spanish an extended passage of approximately 150 words on the given topics which you have studied (You will have a choice of 2 questions) You will also have a short passage to translate from English into Spanish
Revision strategies for this subject	<ul style="list-style-type: none"> Vocabulary learning is essential and all students have their own copy of a prescribed list of words Students need to revise all classwork and revisit extended reading and written pieces. All students have access to additional resources on Kerboodle for both Listening and Reading practice Create flashcards, glossaries or mind maps with key vocabulary on the main theme/topic areas Students need to continue to thoroughly learn the answers to all the speaking questions as these will also support the written section of the exam
Support offered in school	<ul style="list-style-type: none"> ✓ Identified cohorts will be receiving additional support ✓ All students are welcome to come for MFL support and to attend intervention sessions on Monday at 3:15pm in the MFL department. ✓ Class teachers will offer individual support to their groups.
Useful links	<ul style="list-style-type: none"> ✓ www.languagesonline.org.uk – grammar explanations and topic vocabulary with activities to practise ✓ www.memorizenow.com – create flashcards to test yourself online ✓ www.vocabexpress.com – register with your school e-mail address ✓ www.mflgames.co.uk ✓ www.channel4.com/extra ✓ www.bbc.co.uk/languages/spanish ✓ Duolingo – app for your phone ✓ www.lyricstraining.co.uk ✓ www.quizlet.com – vocabulary building exercises ✓ www.kerboodle.com – students have their own individual log on details – institution code is jsm4 ✓ Youtube – slow news in Spanish
Other Information	Students can also revise from their prepared speaking questions.



Thornleigh
Salesian College

Sharples Park, Bolton, BL1 6PQ

Email: contact@thornleigh.bolton.sch.uk

