GCSE English Language and Literature

- In English all students follow **EDUQAS GCSE English Language and Literature**

- There is only one tier of entry for both qualifications.

- Both qualifications are 100% exam based, and each involves the completion of 2 examination papers.

- Language

Exam one 1hr 45mins / 40%:

- Reading: comprehension tasks (fiction text)
- Writing: One creative writing task.
- **Exam two 2hrs / 60%:**
- Reading: questions on two extracts, one from the 19th century and one from the 21st century.
- Writing: Two transactional/ persuasive writing tasks.

Literature

Exam one 2hrs / 40%:

- Section A – Extract question based on Macbeth.
- Section B – Two questions based on poems from an anthology.

Exam two 2hrs 30mins / 60%:

- Section A – Question a drama text
- Section B – Question on a 19th century novel
- Section C – Two questions on unseen poems.

Component 1

40% of the qualification.

- Reading: structured questions based on one prose extract from the 20th century.
- Writing: One narrative writing task from a choice of 4.

Component 2

60% of the qualification

- Reading: Structured questions based on 2 texts, one from the 19th century and one from the 21st century.
- Writing: Two writing tasks. E.g. speech, review, formal letter, report and article. There will be no choice of tasks offered here

English Literature

20% of the qualification

- **Students need to study all 18 poems in the Anthology.**
- **Students need to be able to link these poems together thematically.**
- **Students need to understand about the background to the poems and the poets.**
- **Students need to quote extensively from all the poems.**

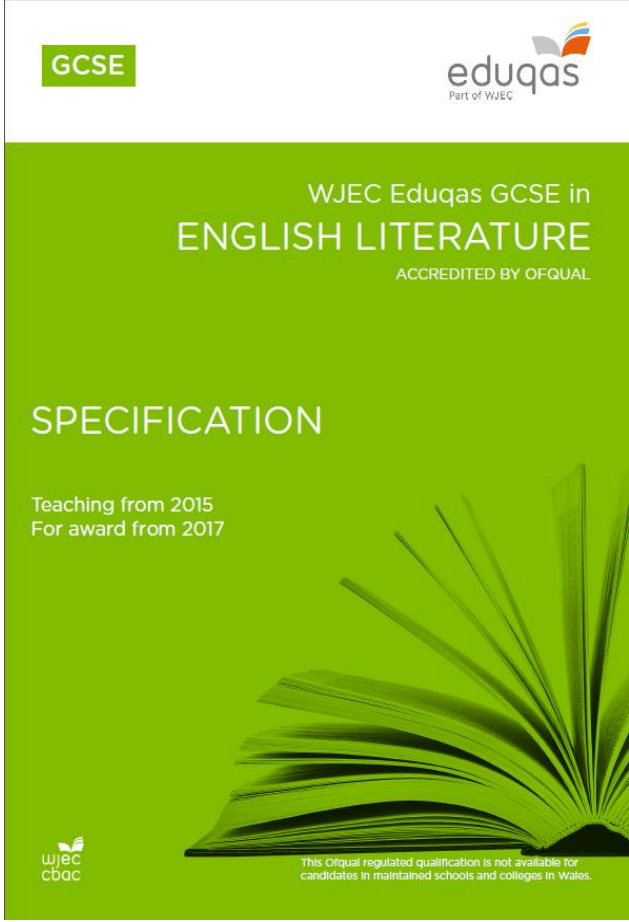

19th Century Novel – A Christmas Carol



- There will be a question based on an extract from the studied text and then students will have to widen out their discussion to the whole text.
- Students will therefore need to be able to **quote extensively from this text.**

20% of the qualification

20th Century Play – An Inspector Calls

- There will be a question based on an extract from the studied text and then students will have to widen out their discussion to the whole text.
- Students will therefore need to be able to **quote extensively from this text.**



20% of the qualification



Macbeth – 20% of the Qualification.

- There will be an essay based question where students will only analyse the language of the extract and then an essay question which will be plot or character based about the whole play.
- Students will need to be able to **quote extensively from this text.**

Unseen Poetry– 20% of the Qualification.

- Students will be faced with 2 poems they will never have seen before.
- They will be given a focus and have to analyse one of them.
- They will then have to compare the first poem to the 2nd one.

Starting point – create knowledge organisers

- Be able to write down in detail what each story / poem/ play is about – what happens.
- List all the named characters in the text
- List all the major themes.
- Write down 3 things that are important about the background of the story or the author
- For each character/theme have at least 2-3 quotations that can be commented upon (as a push, try to use literary terminology).

Flashcards

Key quote: "I have no spur to prick the sides of my intent, only vaulting ambition"

Macbeth, Act 1, Scene 7

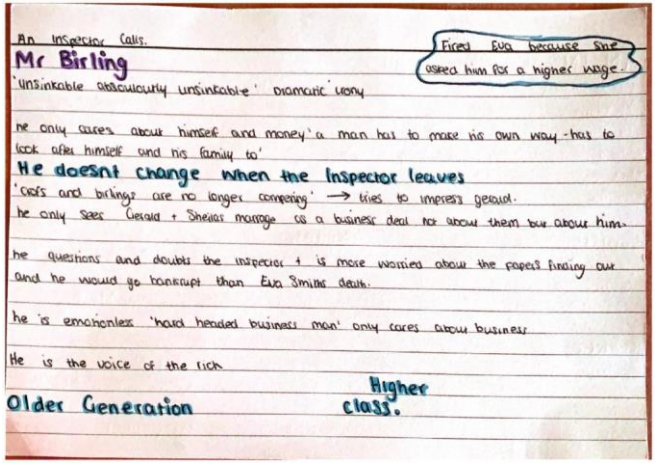

Macbeth openly acknowledges his **tragic flaw** of **unbridled ambition** as his sole motivation for planning to murder King Duncan.

Mindmaps

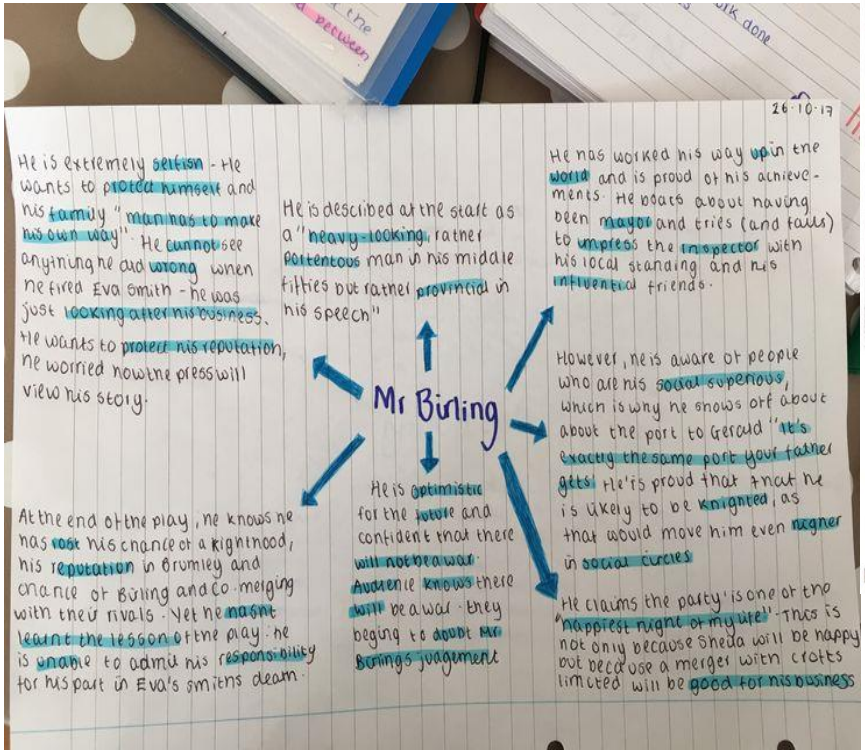
26·10·17
He is extremely selfish - He wants to protect himself and his family "man has to make his own way". He cannot see anything he did wrong when he fired Eva Smith - he was just looking after his business.
He wants to protect his reputation, he worried how the press will view his story.
He is described at the start as a "heavy-looking, rather portentous man in his middle fifties but rather provincial in his speech"
Mr Birling
He has worked his way up in the world and is proud of his achievements. He boats about having been mayor and tries (and fails) to impress the inspector with his local standing and his influential friends.
However, he is aware of people who are his social superious, which is why he shows off about about the port to Gerald "It's exactly the same port your father gets" He's proud that that he is likely to be knighted, as that would move him even higher in social circles
He is optimistic for the future and confident that there will not be a war. Audience knows there will be a war. They beging to doubt Mr Birlings judgement
At the end of the play, he knows he has lost his chance of a Rightnood, his reputation in Brumley and chance of Birling and Co. merging with their rivals. Yet he hasnt learnt the lesson of the play. he is unable to admit his responsibility for his part in Eva's smiths death.
He claims the party 'is one of the happiest night of my life'. This is not only because Sheila will be happy but because a merger with crofts limited will be good for his business

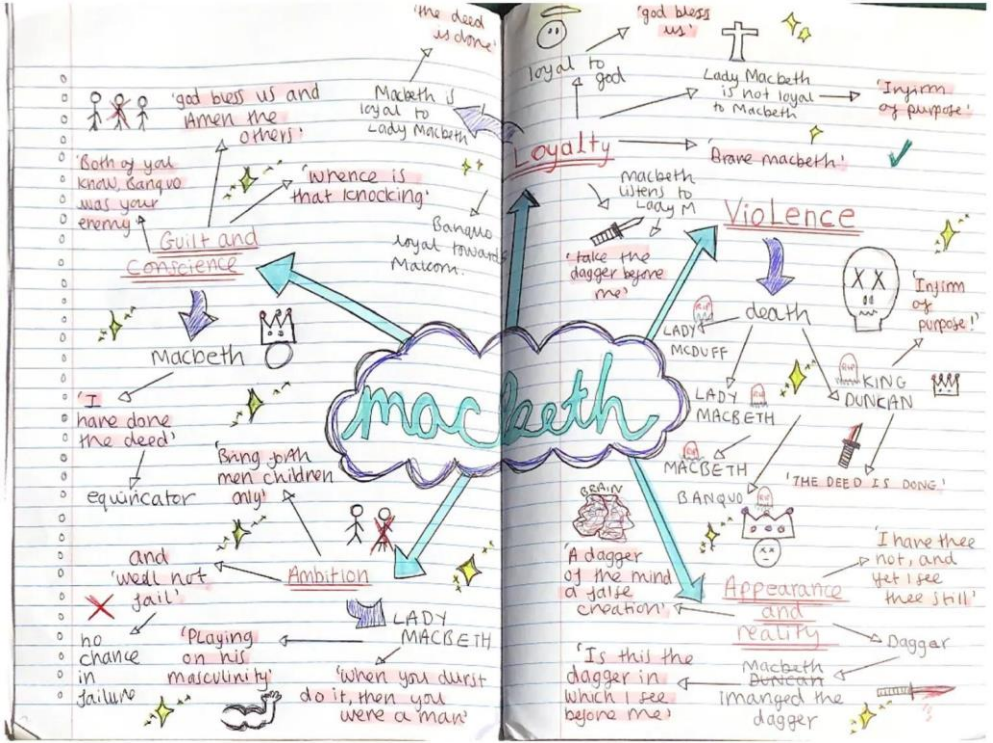
macbeth
Guilt and Conscience
'god bless us and Amen the others'
'Both of you know, Banquo was your enemy'
'whence is that knocking'
Macbeth is loyal to Lady Macbeth
'the deed is done'
Banquo loyal toward Malcom.
Macbeth
'I have done the deed'
equivocator
'Bring forth men children only'
Ambition
and 'well not fail'
no chance in failure
'Playing on his masculinity'
LADY MACBETH
'when you durst do it, then you were a man'
Loyalty
loyal to god
'god bless us'
Lady Macbeth is not loyal to Macbeth
'Infirm of purpose'
'Brave macbeth'
Violence
macbeth listens to Lady M
'take the dagger before me'
death
LADY MCDUFF
LADY MACBETH
MACBETH
BANQUO
KING DUNCAN
'Infirm of purpose!'
'THE DEED IS DONE'
BRAIN
'A dagger of the mind a false creation'
Appearance and reality
'I have thee not, and yet I see thee still'
Dagger
Macbeth Duncan
'Is this the dagger in which I see before me'
Imanged the dagger

Videos

- GCSE Pod – usual school login

https://www.youtube.com/@DystopiaJunkie

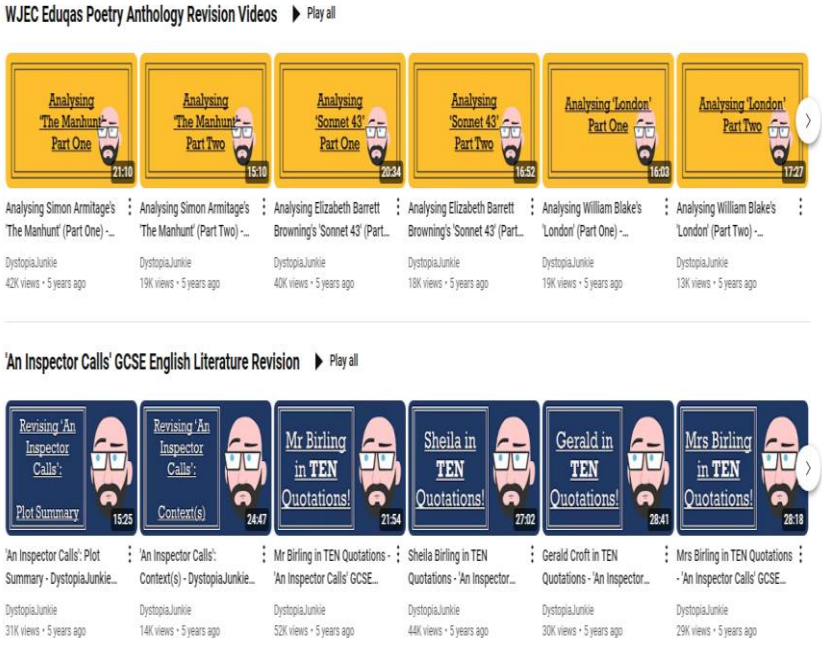

How you can be involved

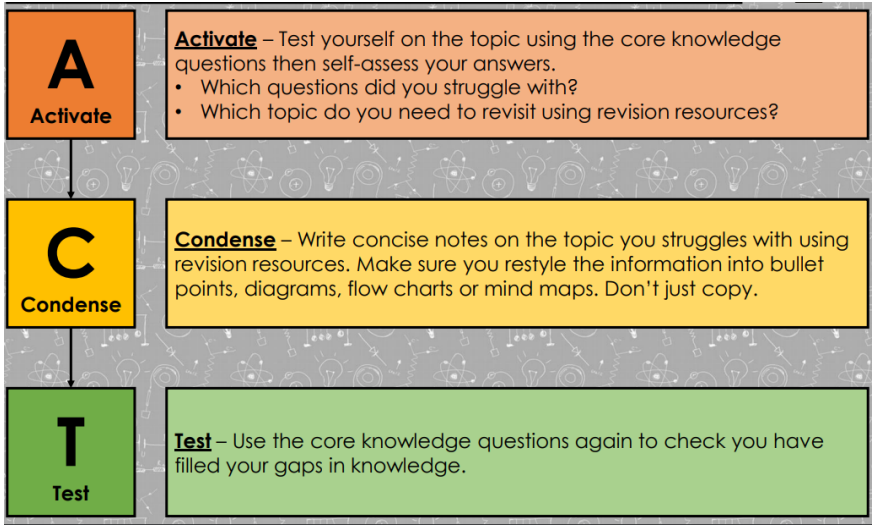

- Quizzing – use the flashcards and mind maps
- Being aware of what needs to be revised
- Timing - taking each character and theme, using their knowledge organisers and writing for 45 mins. Gradually remove the plans…
- Past papers can be downloaded from the EDUQAS website – https://www.eduqas.co.uk/qualifications/english-literature-gcse/#tab_pastpapers

Further support

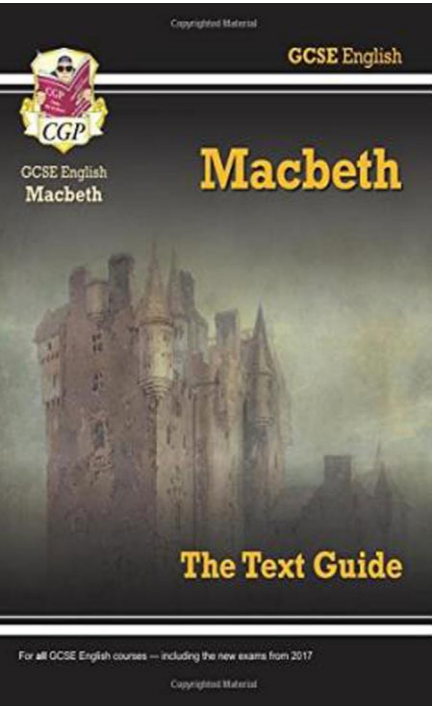

- All lesson resources and revision materials bespoke for each class will be available on Google Classroom.
- Any CGP publication based on the set texts These are more colourful and are presented in a more cartoon-style format.
- The York Notes for GCSE series, again on the same texts. These are less colourful but are clearly structured to consider the plot, characters and key themes.
- www.sparknotes.com and www.cliffsnotes.com will contain detailed plot and character notes online for all of our set texts.

WHILST THESE ARE USEFUL, NOTHING IS BETTER THAN ACTUALLY COMPLETING TEST QUESTIONS IN TIMED CONDITIONS.

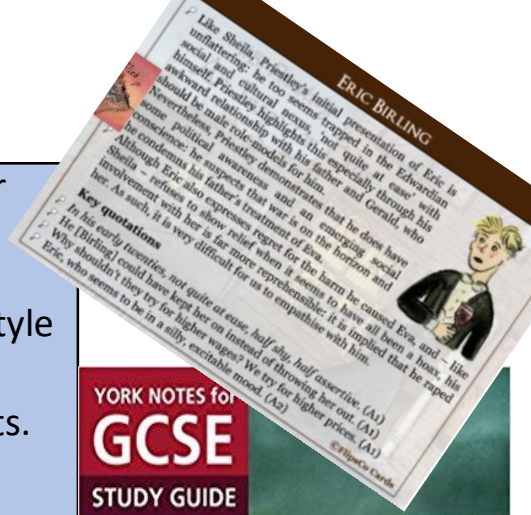



English Language

Reading section

This is not an exam that your child can revise for in terms of remembering lots of facts – more it is about applying the skills learnt in lessons.

Completing past paper questions – in timed conditions (1 hour for either paper 1 or 2) is the best way to prepare for this part.

Writing section

Plan to write about –

Component 1 - 45 mins

Have a story in your mind…OR

Have a detailed description of a character – and a life for that character.

Grab a list of story titles and spend 5 mins on each planning how your idea/character would fit this. Then choose 1 and write for 35 mins.

Component 2 – 30 mins each

A lively and engaging film/book review

A holiday place you know well

A person you admire

Information about – healthy lifestyles/ the environment/ school topics (fa

Encourage 2 mins proof reading – 32/80 are for technical accuracy
person…about the right thing…capital letters…correct punctuation…variety of punctuation…variety of sentence structures…paragraphs…ambitious/ appropriately chosen vocab

Students often struggle to keep to their timings and answer both of these transactional pieces – so practicing them in 30 minute timed conditions is the best thing here to help them

Videos

- BPC English on Youtube – which is specifically for our Eduqas exam board

Read, Read, Read!

The best writers are readers



Maths - How to revise?

Maths GCSE Exam Dates

Paper 1 – Non-Calculator – 15.5.25 (am)

Paper 2 – Calculator – 4.6.25 (am)

Paper 3 – Calculator – 11.6.25 (am)

Exam board: Edexcel

Key topics: Algebra, Geometry, Number,

Ratio & Proportion, Probability, Statistics

Question Level Analysis following PPEs (Mock Exams)

Questions	Topic	Score		
1	Using a written method to divide with decimals	3	/	3
2	Adding and subtracting mixed numbers	3	/	3
3	Find the surface area of cubes and cuboids, Find the volume of cubes and cuboids	4	/	4
4	Drawing and interpreting frequency polygons	0	/	2
5a	Venn diagrams	2	/	3
5b	Venn diagrams with set notation	2	/	2
6a	Interpreting scatter graphs	1	/	1
6b	Using lines of best fit	2	/	2
7	Finding original values in percentage calculations	2	/	2
8	Finding the volume of cylinders, Calculating with pressure	3	/	3
9	Solving simultaneous equations graphically	1	/	1
10	Angles in polygons, Constructing and solving equations	4	/	4
11	Simplifying expressions using index laws	3	/	3
12	Tree diagrams for independent events	3	/	3
13	Constructing direct proportion equations	3	/	3
14a	Index rules with negative indices	0	/	1
14b	Indices of the form a/b	1	/	3
15	Interpret equations of straight lines, Equations of parallel & perpendicular lines	0	/	3
16	Finding the surface area of spheres, Simplifying surds	4	/	4
17	Changing the subjects of formulae	1	/	4
18	Calculating with ratios and algebra	0	/	4
19	Using the product rule for counting	2	/	2
20a	Finding inverse functions	0	/	2
20b	Finding composite functions	0	/	3
21	Circle theorems	0	/	4
22	Trigonometry in 3D shapes, Using the exact values of trigonometric ratios (Higher)	0	/	2
23	Rationalising denominators containing two terms	0	/	4
24	Solving quadratic inequalities	0	/	5
	Total	44	/	80

- Identify amber topics first
  - look at the question and correct if you can (could be a calculation error)
  - Use corbett maths or maths genie to watch the video and try some other questions
  - Ask your maths teacher if you still don't understand
- Go through the red topics
  - If you do not recognise the topic, ask your teacher
  - If you do recognise the topic use corbett maths or maths genie to revise it

Useful Websites

- www.drfrostmaths.com
  - Y11 students are being set homework tasks by their class teachers on Dr Frost every two weeks
  - These are tasks that are high frequency topics for your child to practice
- www.corbettmaths.com
  - There are videos, practice exam questions and written solutions for **all GCSE topics**
  - **Practise exam papers** with all worked solutions
  - Regular, daily practice with **5-a-days** on a mixture of topics
- www.mathsgenie.co.uk
  - Individual topic practice with written solutions

Homework

- Homework booklets are set weekly and marked by your child's teacher.
  - It is important these are completed with working out and handed in on time
  - The teacher will go through any questions that are identified as weak topics
  - The questions are repeated so there should be improvement over time

Name .....

Thornleigh Salesian College

Year 11

2a and 2b

Maths Weekly Homework

Half term 3	Week	1	2	3	4	5	6
1	Solving linear equations	✗	✗	✗			
2	Solving linear equations	✗	✗	✗			
3	Expand and simplify	✓	✓	✓			
4	Expand and simplify	✓	✓	✓			
5	Arithmetic with mixed numbers	✓	✗	✓			
6	Arithmetic with mixed numbers	✓	✓	✓			
7	Multiplication and division	✓	✓	✓			
8	Multiplication and division	✓	✓	✓			
9	Order of operations	✓	✓	✓			
10	Order of operations	✓	✓	✓			
11	Metric unit conversions	✓	✗	✓			
12	Metric unit conversions	✓	✓	✓			
13	Using indices	✓	✓	✓			
14	Using indices	✓	✓	✓			
15	Mixed	✓	✓	✓			
16	Mixed	✓	✓	✓			
17	Changing the subject of a formula	✓	✗	✗			
18	Changing the subject of a formula	✓	✗	✗			
		✓	✓	✓			

Week 3 – Due

SKILLS CHECK

Score 89

Question 1
Solve $\frac{8x+12}{2} = x - 3$

$x = 1.875$ ✗

Question 2
Solve $\frac{x}{3} + 9 = x + 5$

$x = 3x + 14$ ✗

Question 3
$2(4a + 2b) + 5(2a + 4b)$

$18a + 24b$ ✓

Question 4
$5(2a + 3b) - 3(3a + 2b)$

$a + 26b$ ✗

Question 5
Work out $3\frac{2}{3} - 1\frac{1}{2} =$

$\frac{33}{6}$ ✗

Question 6
Work out $3\frac{1}{2} - 1\frac{4}{5} =$

$\frac{63}{10}$ ✗

Question 7
Work out $16.1 \times 4.9 =$ ✗

Question 8
Work out $36 \div 0.3 =$

120 ✓

Question 9
Work out $4 \times (3 + 5)$

32 ✓

Question 10
Work out $7 \times (10 - 2)$

56 ✓

Question 11
$3.5\ cm^2 =$ .....mm^2

$1cm = 10mm$

$1cm^2 = 100mm^2$

$\times 100$ → 3500

Question 12
$19500\ cm^2 =$ .....m^2

$1m = 100cm$

$1m^2 = 10000cm^2$

$\div 10000$ → 1.95

Question 13
Evaluate $4^3 \times 2^3$

512 ✓

Question 14
Evaluate $2^7 \times 3^3$

3,456 ✓

Question 15
What is the 6th cube number?

216 ✓

Question 16
Express 165 as a product of prime factors ✗

Question 17
Make x the subject of the formula

$y = x^2 - a$

$x = \pm\sqrt{y+a}$ ✓

Question 18
Make x the subject of the formula

$y = (x - a)^2$

$x = \pm\sqrt{y+a}$ ✗

Question 19
Calculate the area of the circle with radius = 11 cm. Leave your answer in terms of π

$\pi \times 11^2 = 380.1cm^2$ ✗

121π

Question 20
Calculate the area of the semi-circle with radius = 13 cm. Leave your answer in terms of π

$265.4cm^2$ ✗

$\frac{\pi 1^2}{2}$

www.mathsb

1) $\frac{8x+12}{2} = x-3$

$8x+12 = 2x-3$ 6

$6x\ 8x+12 = -3$ -6

$6x\ 8x = -15$ 18

$x = 1.875$

$\times 2$, $-2x$, -12

2) $\frac{x}{3} + 9 = x+5$

-9, $\times 3$, $-3x$

$\frac{x}{3} = x+14$ -4

$x = 3x+14$ -12

$-2x = -12$

-9, $\times 3$, $-3x$

3) $8a + 4b + 10a + 20b$

$8a + 10a = 18a$

$4b + 20b = 24b$

$18a + 24b$

4) $10a + 15b - 9a + 6b$

$10a - 9a = 1a = a$

$15b + 6b = 21b$

$a + 26b$

5) $3\frac{2}{3} \rightarrow \frac{11}{3}$

$1\frac{1}{2} = \frac{3}{2}$ $\times 2$

$\frac{11}{3} + \frac{3}{2}$ $\times 3$

$\frac{11 \times 3}{2 \times 3} = \frac{33}{6}$

$\times 5$

6) $3\frac{1}{2} \rightarrow \frac{7}{2}$

$1\frac{4}{5} = \frac{9}{5}$

$\frac{9 \times 7}{2 \times 5} = \frac{63}{10}$

$\frac{7}{2} - \frac{9}{5}$ $\times 2$

$\frac{}{10} - \frac{}{10}$

7) 16.1×4.9

161×49

8) $36 \div 0.3 = \frac{36}{0.3}$

$\frac{36}{0.3} = \frac{36 \times 10}{0.3 \times 10} = \frac{360}{30}$

$\frac{360}{3} = 120$

9) $4 \times (3+5)$

$4 \times 8 = 32$

10) $7 \times (10-2)$

$7 \times 8 = 56$

11)

12)

$4 \times 4 = 16 \times 4 = 64$

$2 \times 2 = 4 \times 2 = 8$

$64 \times 8 = 512$

14) $2 \times 2 = 4 \times 2 = 8 \times 2 = 16 \times 2 = 32 \times 2 = 64 \times 2 = 128$

$128 \times 27 = 3{,}456$

$3 \times 3 = 9 \times 3 = 27$

15)

16) 165

5 33

$5\overline{)16'5}$ 33

$y + a = x^2$

$x = \pm\sqrt{y+a}$

18) $y = (x - a)^2$

$x - a = \pm\sqrt{y}$

$x = \pm\sqrt{y+a}$

$\sqrt{y} = x - a$

19)

20) $\pi \times 13^2 = 530.9291$

$530.9291 \div 2 = \cancel{28}$

265.4

Homework

- Homework booklets are set weekly and marked by your child's teacher.
  - It is important these are completed with working out and handed in on time
  - The teacher will go through any questions that are identified as weak topics
  - The questions are repeated so there should be improvement over time

- Dr Frost is an online homework set fortnightly
  - This is marked instantly so your child gets immediate feedback
  - Therapy videos and additional questions are provided for questions they have got wrong
  - Your child can ask their teacher if they still do not understand

Question 1 1 2 3 4

[Edexcel GCSE June2010-4H Q6a, June2010-2F Q19a]

Use your calculator to work out $\frac{2}{1.5+2.45}$

Write down all the figures on your calculator display. You must give your answer as a decimal.

(2 marks)

Submit Answer



Corbettmaths

100 Day Countdown

It was 100 days until the first year 11 maths exam on Tuesday and Corbett Maths is doing a daily revision countdown. Link below...

https://corbettmaths.com/100-days/



Every student needs their own calculator.

All calculator work differently and they need to practice using their own.

Tesco - £12.00 on clubcard

Amazon - £12.70

Asda - £15.00

RE

Effective Revision Techniques for GCSE Edexcel Religious Studies (Spec A)

Paper 1 Area of Study 1: Study of Religion – Catholic Christianity

Paper 2 Area of Study 2: Study of Second Religion Judaism

Paper 3 Area of Study 3: Philosophy and Ethics

Helping Your Child Succeed

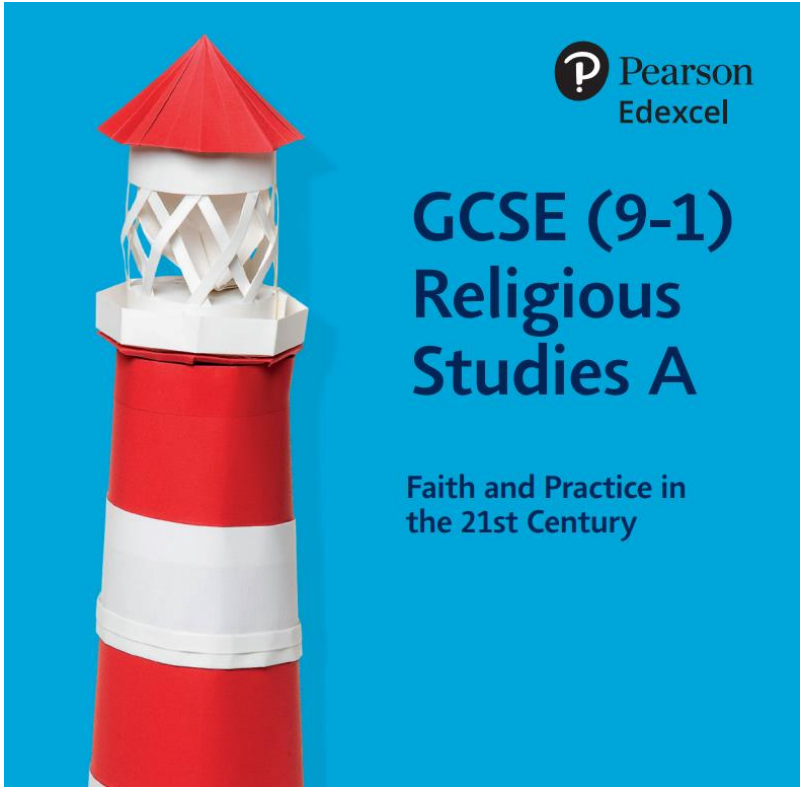

Pearson
Edexcel

GCSE (9-1) Religious Studies A

Faith and Practice in the 21st Century

Revision material provided to students on Google Classroom

- A list of each topic in each paper and what they need to know.
- A revision booklet containing key information
- A question booklet to practice past paper questions
- A revision checklist leading up to the exam to ensure they have covered all the topics

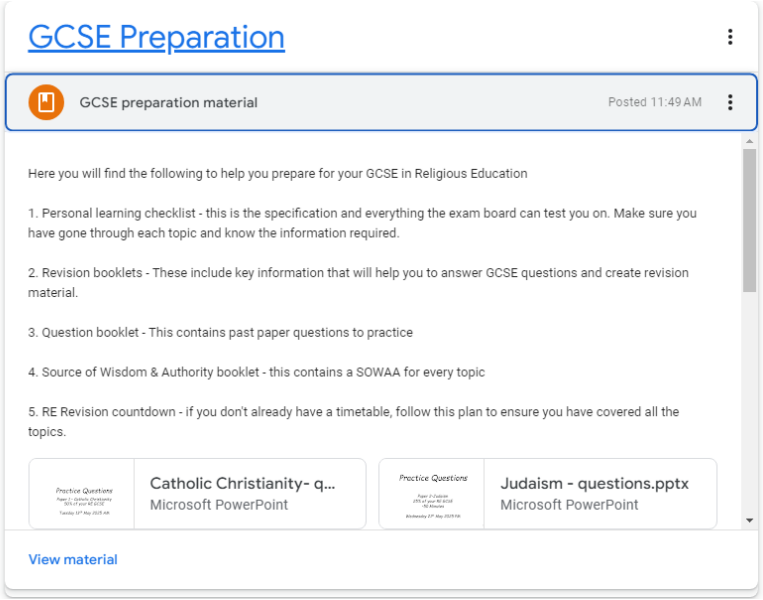

Revision Packs

All students will receive a revision pack after half term which they must bring to every lesson.

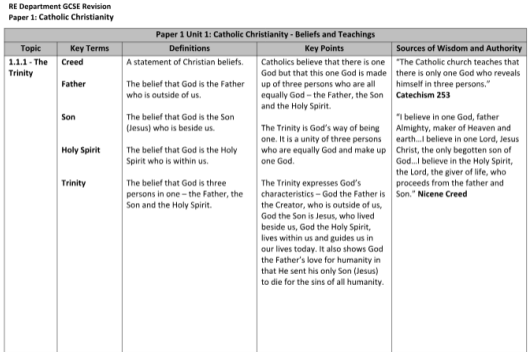

RE Department GCSE Revision
Paper 1: Catholic Christianity

Paper 1 Unit 1: Catholic Christianity - Beliefs and Teachings				
Topic	**Key Terms**	**Definitions**	**Key Points**	**Sources of Wisdom and Authority**
1.1.1 - The Trinity	**Creed**	A statement of Christian beliefs.	Catholics believe that there is one God but that this one God is made up of three persons who are all equally God – the Father, the Son and the Holy Spirit.	"The Catholic church teaches that there is only one God who reveals himself in three persons." **Catechism 253**
	Father	The belief that God is the Father who is outside of us.		
	Son	The belief that God is the Son (Jesus) who is beside us.	The Trinity is God's way of being one. It is a unity of three persons who are equally God and make up one God.	"I believe in one God, father Almighty, maker of Heaven and earth…I believe in one Lord, Jesus Christ, the only begotten son of God…I believe in the Holy Spirit, the Lord, the giver of life, who proceeds from the father and Son." **Nicene Creed**
	Holy Spirit	The belief that God is the Holy Spirit who is within us.		
	Trinity	The belief that God is three persons in one – the Father, the Son and the Holy Spirit.	The Trinity expresses God's characteristics – God the Father is the Creator, who is outside of us, God the Son is Jesus, who lived beside us, God the Holy Spirit, lives within us and guides us in our lives today. It also shows God the Father's love for humanity in that He sent his only Son (Jesus) to die for the sins of all humanity.	

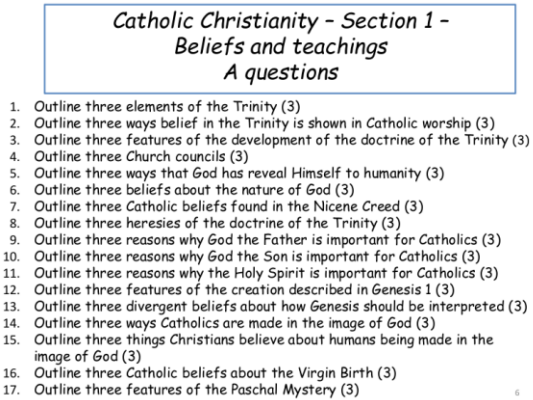

Catholic Christianity – Section 1 – Beliefs and teachings
A questions

1. Outline three elements of the Trinity (3)
2. Outline three ways belief in the Trinity is shown in Catholic worship (3)
3. Outline three features of the development of the doctrine of the Trinity (3)
4. Outline three Church councils (3)
5. Outline three ways that God has reveal Himself to humanity (3)
6. Outline three beliefs about the nature of God (3)
7. Outline three Catholic beliefs found in the Nicene Creed (3)
8. Outline three heresies of the doctrine of the Trinity (3)
9. Outline three reasons why God the Father is important for Catholics (3)
10. Outline three reasons why God the Son is important for Catholics (3)
11. Outline three reasons why the Holy Spirit is important for Catholics (3)
12. Outline three features of the creation described in Genesis 1 (3)
13. Outline three divergent beliefs about how Genesis should be interpreted (3)
14. Outline three ways Catholics are made in the image of God (3)
15. Outline three things Christians believe about humans being made in the image of God (3)
16. Outline three Catholic beliefs about the Virgin Birth (3)
17. Outline three features of the Paschal Mystery (3)

RE Revision countdown

- If students follow this guide they will cover every topic before the exam.

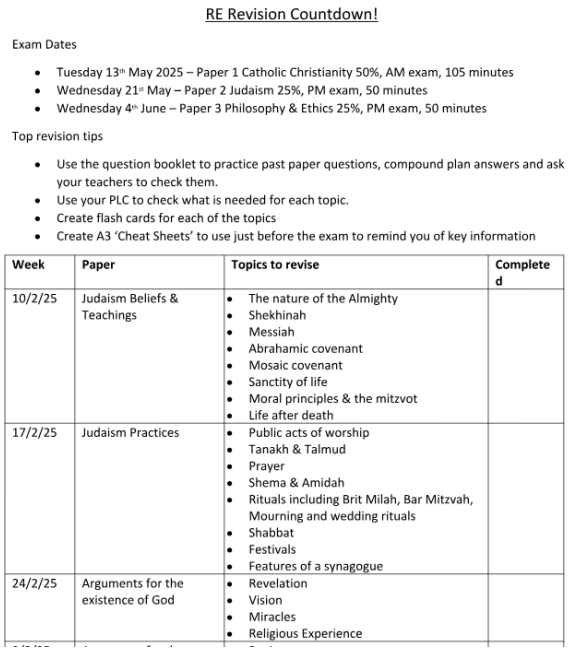

RE Revision Countdown!

Exam Dates

- Tuesday 13th May 2025 – Paper 1 Catholic Christianity 50%, AM exam, 105 minutes
- Wednesday 21st May – Paper 2 Judaism 25%, PM exam, 50 minutes
- Wednesday 4th June – Paper 3 Philosophy & Ethics 25%, PM exam, 50 minutes

Top revision tips

- Use the question booklet to practice past paper questions, compound plan answers and ask your teachers to check them.
- Use your PLC to check what is needed for each topic.
- Create flash cards for each of the topics
- Create A3 'Cheat Sheets' to use just before the exam to remind you of key information

Week	Paper	Topics to revise	Completed
10/2/25	Judaism Beliefs & Teachings	• The nature of the Almighty • Shekhinah • Messiah • Abrahamic covenant • Mosaic covenant • Sanctity of life • Moral principles & the mitzvot • Life after death	
17/2/25	Judaism Practices	• Public acts of worship • Tanakh & Talmud • Prayer • Shema & Amidah • Rituals including Brit Milah, Bar Mitzvah, Mourning and wedding rituals • Shabbat • Festivals • Features of a synagogue	
24/2/25	Arguments for the existence of God	• Revelation • Vision • Miracles • Religious Experience	

Introducing Active Recall

Active recall is a proven and effective revision strategy where students actively retrieve information from memory rather than passively reviewing notes.

Why it works:

- - Strengthens memory and retention.
- - Encourages deep understanding of key topics.
- - Prepares students for exam-style questions.

Why It Works for Religious Studies

GCSE Edexcel Religious Studies (Spec A) requires students to:

- Recall key religious beliefs, teachings, and practices.
- Apply knowledge to ethical and philosophical questions.
- Structure clear, well-supported answers using evidence and examples.

Active recall helps students develop these skills by simulating the conditions of the exam.

How to Implement Active Recall

1. Create Flashcards:

- Use questions on one side and answers on the other.

- Include key quotes, case studies, or definitions.

2. Self-Quizzing:

- Regularly test knowledge without looking at notes.

- Try answering essay-style questions.

3. Use Past Papers:

- Practice under timed conditions.

- Review answers using mark schemes to identify areas for improvement.

Sample Questions for Active Recall

1 (a) Outline **three** Catholic beliefs about life after death.

(3)

* Heaven: whereby you shall reunite with Jesus and loved ones
* Hell: whereby you shall be punished severly for eternity
* Purgatory: in between heaven and hell whereby you wait before God makes his decision.

ResultsPlus
Examiner Comments

The student writes three sentences outlining three beliefs.

3 marks

Sample Questions for Active Recall

Explain two ways the Creation account can be understood.(4)

- Encourage students to practice answering these types of questions using their notes, and then test themselves without any help.

(b) Explain **two** ways the Creation account can be understood.

(4)

One Way the creation account can be understood is that God is the almighty and the creator of the universe. Another Way it can be understood is the accounts of Adan and Eve and how they were the first humans according to Genesis 1.

ResultsPlus
Examiner Comments

The candidate has given one simple way: that it can be understood that God is the creator of the universe (1)

1 mark

How Parents Can Support Active Recall

- - Create a quiet, distraction-free study
- environment.
- - Encourage consistent daily or weekly revision sessions.
- - Use flashcards to quiz your child or discuss key topics together.
- - Help them set realistic goals and track progress.
- - Praise effort and progress to build confidence.

Recommended Resources

- - Edexcel GCSE Religious Studies Spec A Revision Guide
- - GCSE Pod (Judaism)
- - Seneca Learning (Religious Studies Section)
- - Edexcel Past Papers and Mark Schemes
- - Mind maps and digital flashcard apps (e.g., Quizlet)

Combined Science (Trilogy) Higher Tier & Foundation Tier
6 paper (2 x Biology, 2 x Chemistry, 2 x Physics)
Each paper is 1 hour 15 mins
70 marks per paper

Dates

Bio paper 1: 13/05
Chem paper 1: 19/05
Phys paper 1: 22/05

Bio paper 2: 09/06
Chem paper 2: 13/06
Phys paper 2: 16/06

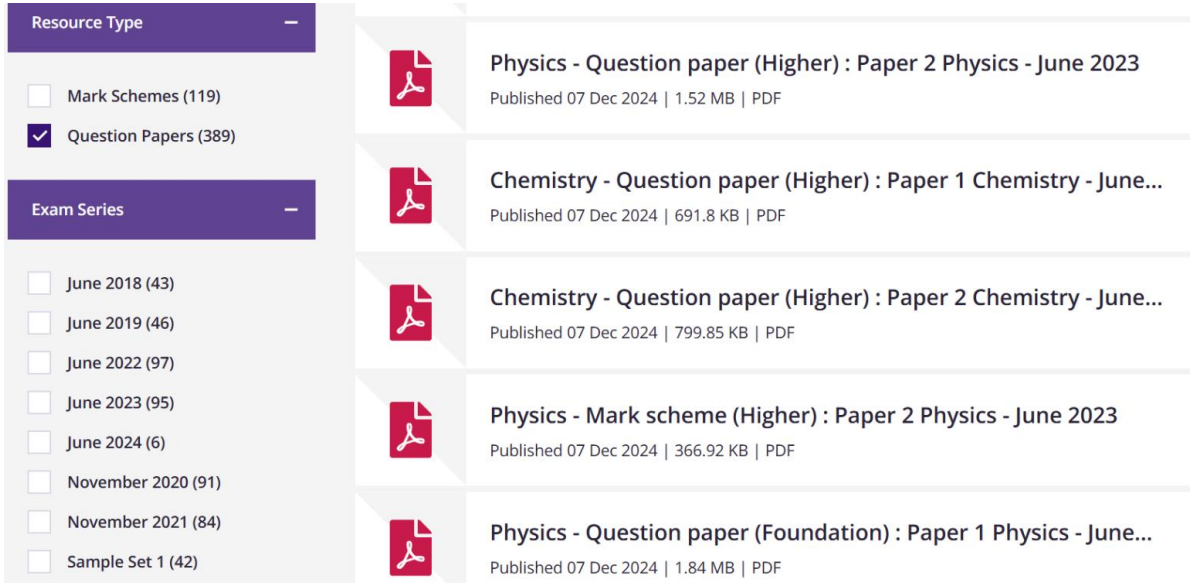

SENECA

Overview

Exam Prep New

Assignments

Ask Amelia

8 Chemical Analysis

8.1 Purity, Formulations & Chromatography

8.2 Identification of Common Gases

8.2.1 Identification of

Testing for Hydrogen

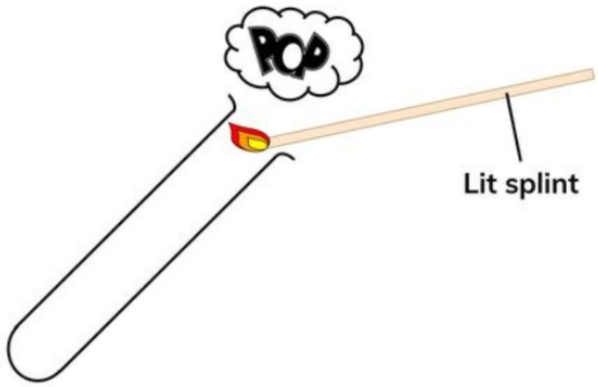

- Hold a lit splint at the open end of a test tube containing a gas.
- If the gas is hydrogen, a "squeaky pop" sound will be produced.
- This noise is generated because hydrogen burns rapidly in the presence of oxygen to give H_2O.

Continue

DIGITAL CURRICULUM on GOOGLE CLASSROOM

Classroom › Digital-Biology KS4

- Lesson powerpoints
- Past Paper questions for each topic
- Worked exam questions delivered by Thornleigh Science teachers

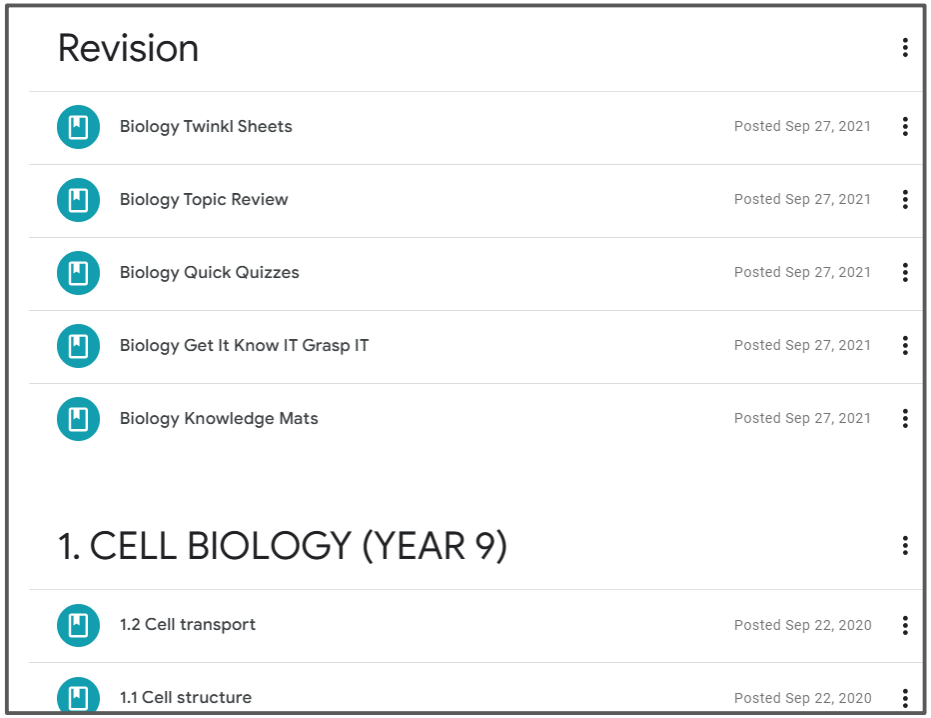

Active Revision

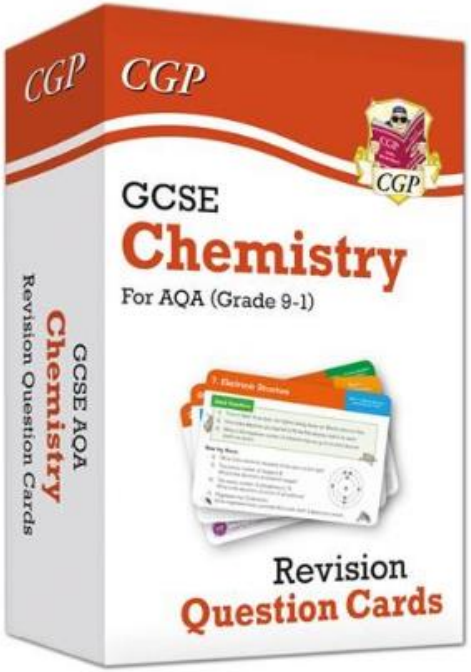

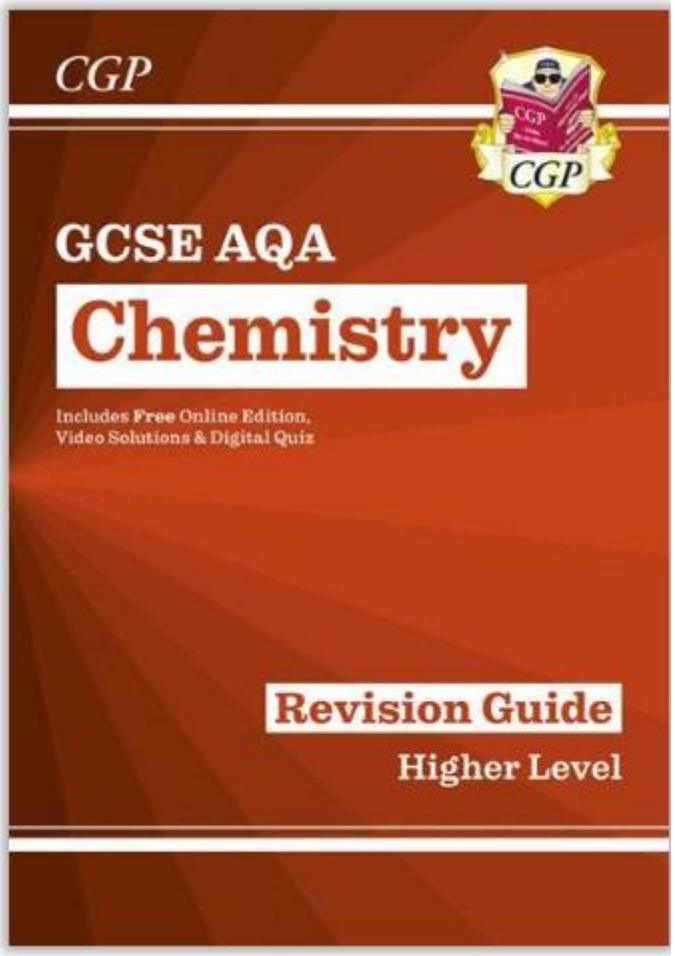

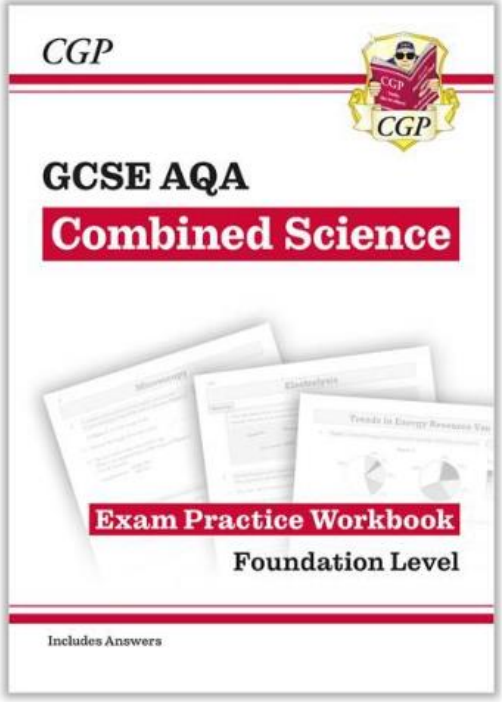

YouTube

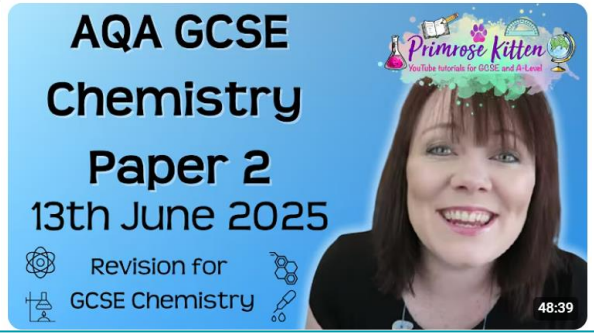

PRIMROSE KITTEN

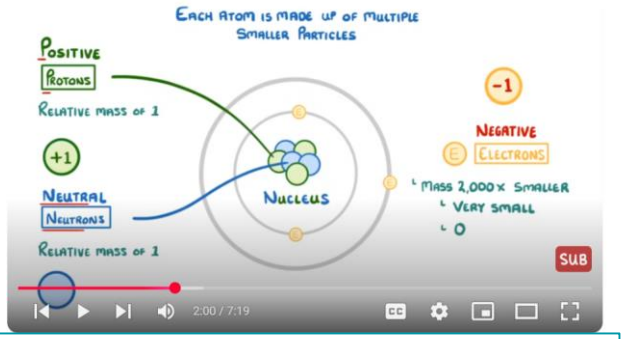

COGNITO

Making Salts - GCSE Science Required Practical

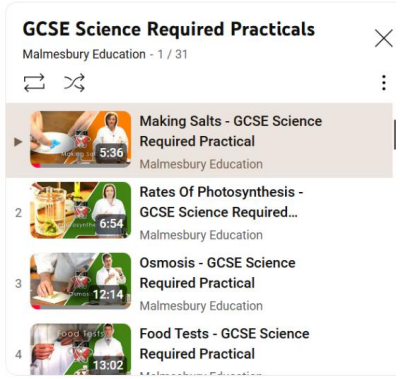

MALMESBURY SCIENCE: REQUIRED PRACTICALS

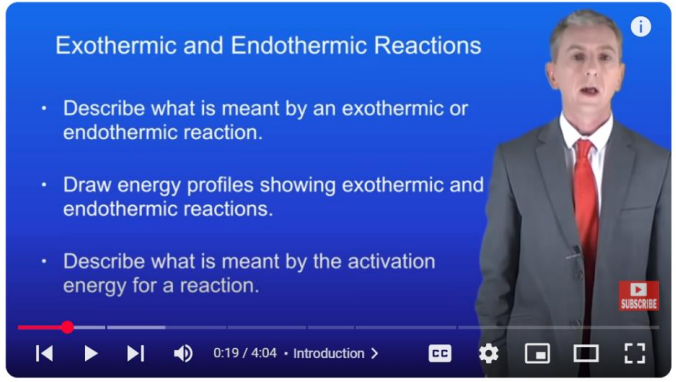

GCSE Chemistry Revision "Exothermic and Endothermic Reactions"

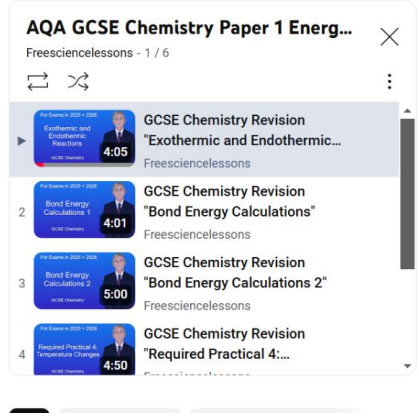

FREE SCIENCE LESSONS

40% AO1 (Demonstrate Knowledge & Understanding)
This is assessing recall of facts.

FLASHCARDS

- Flash cards encourage students to retrieve information from memory rather than passively reading notes.
- Complex topics can be split up into chunks.
- Diagrams and symbols can be added to flash cards to improve memory retention.
- Flash cards can be used anytime, anywhere.
- They allow for short, focused study sessions which are more effective than long periods of passive revision.
- They are an easy way for friends and family to support with testing.

Common skills across all 3 sciences

Outlining practical methods

Risk assessments

Variables (IV, DV, CV)

Multi step calculations

Converting units

Drawing graphs

Graphs - describing and explaining the shape

Rearranging equations

Giving answers in standard form, significant figures, decimal places

Understanding accuracy, precision, reliability, and validity

Structuring long answer questions (6 marks) logically.

Identifying errors

Knowing the difference between describe, explain, evaluate, compare, and suggest.