

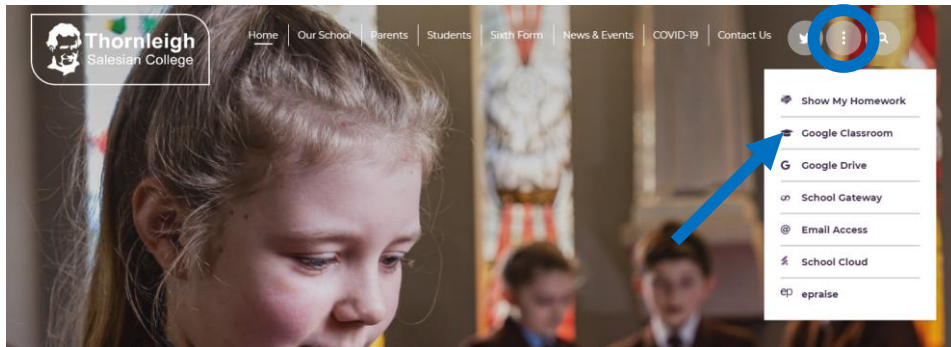
# Accessing Zoom at Home Guide

---

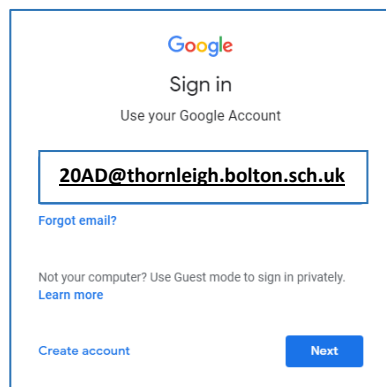


# Accessing Google Classroom and Zoom at home

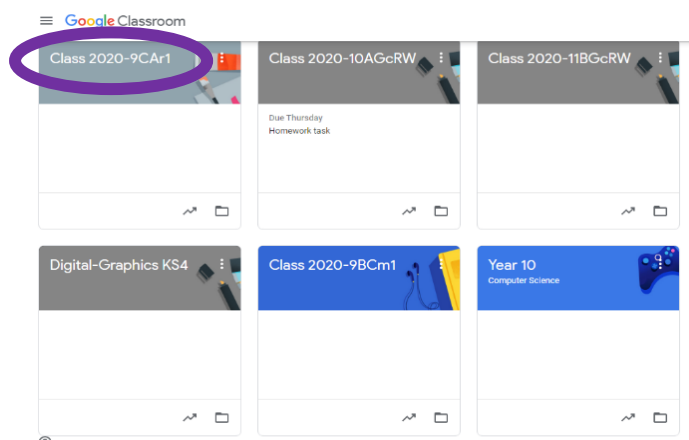
1. Go to the school website [www.thornleigh.bolton.sch.uk](http://www.thornleigh.bolton.sch.uk)  
Click on the **3 dots** and select **Google classroom**.



2. Log in using your **school email** ( \_\_\_@thornleigh.bolton.sch.uk) and school **password**.



3. Click on your **class group**: They should start with **Class**



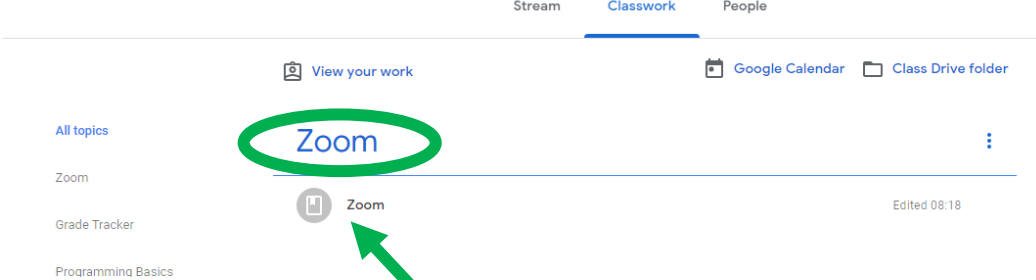
HINT: Look for the letters in the class name eg. Ar for Art.

5. Click on **Classwork tab** at the top of the page.



Stream **Classwork** People Marks

6. Look for the topic **Zoom** near the top of the page.



Stream **Classwork** People

View your work Google Calendar Class Drive folder

All topics **Zoom** ⋮

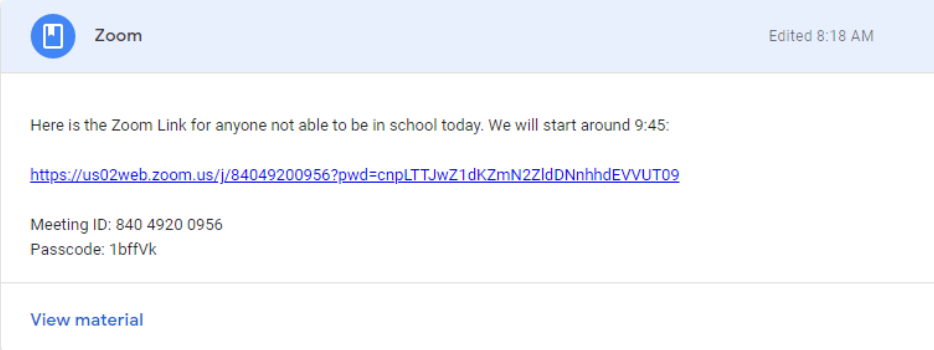
Zoom

Grade Tracker

Programming Basics

Zoom Edited 08:18

You will need to click on the assignment to view the link.



**Zoom** Edited 8:18 AM

Here is the Zoom Link for anyone not able to be in school today. We will start around 9:45:

<https://us02web.zoom.us/j/84049200956?pwd=cnpLTTJwZ1dKZmN2ZldDNhhhdEVVUT09>

Meeting ID: 840 4920 0956  
Passcode: 1bffvk

[View material](#)

7. Your teacher may post other work on the classwork page.


8. Click on **Launch Meeting** to join the meeting.

Launch Meeting

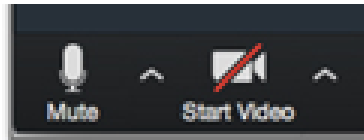
Then select **Join with Computer Audio**

Join with Computer Audio

9. **Wait** for your teacher to admit you to the meeting.

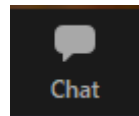
 **Please wait for the host to start this meeting.**

10. Your teacher may ask you to **mute/ unmute**.



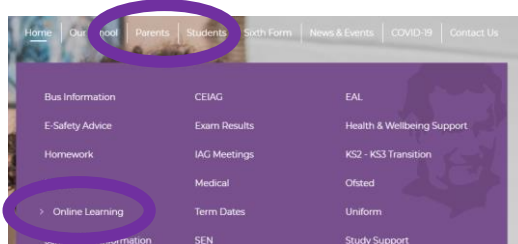
A **red line** means you are **muted** and your teacher can't hear you.

11. You can ask the teacher questions by using the **Chat button**.



**For any extra help please contact your year leader**

Video guides are on the school website: Select Parents and then Online Learning



Phone or Tablet

Download the Zoom Application



Other Devices

Any device with a **browser** can use a Google Classroom!



### Online Learning

If you are not able to access Zoom or Google Classroom you can use the following two online learning platforms:

<https://classroom.thenational.academy/>

[www.bbc.co.uk/bitesize/secondary](http://www.bbc.co.uk/bitesize/secondary)

## THE SCHOOL DAY

8:45 - 9:40      Period 1

9:40 - 10:30    Period 2

10:30 - 10:50   Break

10:50 - 11:40   Period 3

11:40 - 12:30   Period 4

12:30 - 13:00   Tutor Time for Y8, 10, 12 and 13

Lunchtime for Y7, 9 and 11

13:00 - 13:30   Tutor Time for Y7, 9 and 11

Lunchtime for Y8, 10, 12 and 13

13:30 - 14:20   Period 5

14:20 - 15:10   Period 6

