



Thornleigh
Salesian College

Growing together, rooted in faith





**Mike
Fitzsimons**
Headteacher

A photograph of three students in a science laboratory. They are wearing brown school uniforms and safety goggles. The student in the foreground is lighting a Bunsen burner with a matchstick. The other two students are observing the process. A purple text box is overlaid on the right side of the image.

Mr Joyce Timetabling

Thornleigh Salesian College

School Day (Split Lunch / 1 hour lessons)			
Period	Start Time	End Time	Duration
AM Reg	8:40	8:55	15 Minutes
P1	8:55	9:55	1 Hour
P2	9:55	10:50	55 Minutes
Break	10:50	11:10	20 Minutes
P3	11:10	12:10	1 Hour
P4	12:10	13:05	55 Minutes
Lunch 1	13:05	13:30	25 Minutes
Break	13:30	13:50	20 Minutes
Lunch 2	13:50	14:15	25 Minutes
P5	14:15	15:10	55 Minutes

Total Form Time	40 Minutes
Total Curriculum Time	4 Hours 45 Minutes
Morning Break	20 Minutes
Lunch Time	45 Minutes






Mrs Wilkinson
Assistant Headteacher


Goals of the Session

- Explain why assessment at KS3 has changed
- Inform you about the purpose and frequency of the assessments
- Explain why we have changed how we report on performance at all key stages
- Inform you about how the reports will be shared
- Explain how performance is measured
- Explain how the new reporting system will inform teaching and learning in the classroom



Why have we changed how we report on academic performance at all key stages?

- Students and parents need to know areas of strength and gaps in understanding across individual subjects
- Needs to be more **transparent** and **easy to understand**
- We need to be able to **accurately identify under and over achievement** so that **appropriate interventions** can be put in place
- **More consistency** required across all subjects



How the results of the assessments will be shared



How the results of the assessments will be shared

Goals of this session;

- Via the Pupil Progress App - you will receive an email to download this in the next few weeks
- Summary on the first page for all subjects
- Question Level Analysis for each subject on a page identifying strengths and areas for improvement



Summary on the first page for all subjects

Subject	Teacher	Behaviour	Effort
KS3 Art <i>Thornleigh Salesian College</i>	Mrs Williams	Excellent	Excellent
KS3 Computer Science <i>Thornleigh Salesian College</i>	Mr Atkinson	Good	Good
KS3 Design & Technology <i>Thornleigh Salesian College</i>	Mr Hughes	Excellent	Excellent
KS3 Drama <i>Thornleigh Salesian College</i>	Miss Griffin	Excellent	Excellent
KS3 English <i>Thornleigh Salesian College</i>	Miss Hodgson, Miss Umerji	Excellent	Excellent
KS3 Geography <i>Thornleigh Salesian College</i>	Mr Ball	Excellent	Excellent
KS3 History <i>Thornleigh Salesian College Y9</i>	Mrs Entwistle	Excellent	Excellent
KS3 Maths <i>Thornleigh Salesian College</i>	Miss Denoual, Miss Saeed	Excellent	Excellent
KS3 Music <i>Thornleigh Salesian College</i>	Mr Eccleshare	Excellent	Excellent
KS3 PE <i>Thornleigh Salesian College</i>	Mr Owen	Excellent	Excellent
KS3 Religious Studies <i>Thornleigh Salesian College</i>	Ms Dallas	Good	Good
KS3 Science <i>Thornleigh Salesian College Y9</i>	Ms Duffy, Ms Porter	Good	Excellent
KS3 Spanish <i>Thornleigh Salesian College</i>	Mrs Campbell	Satisfactory	Good



Question Level Analysis for individual subjects

Unit	Assessment Point 1	Assessment Point 2
Grade		Significantly Improved

Behaviour	Effort
Good	Good

Topic summary	%	Grade
Knowledge / %		
Application / %		
Understanding / %		

Assessment Point 1	Total Marks	Grade
Student Rank		
Performance		

Assessment Point 2	Total Marks	Grade
Question Level Analysis		
1a) Nature of God in Genesis / 3	3	
1b) Explain features of marriage / 4	4	
1 (c) Explain moral issues on life / 5	5	
2 (a) Belief about Mary / 3	2	
2 (b) Describe Women in the Old Testament / 4	4	
2 (c) Explain Mary's virginity / 5	2	
3 (a) Role of a Priest / 3	2	
3 (b) Describe Christian discipleship / 4	3	
3 (c) Explain origins of the role of a Priest / 5	5	
4 (a) Jesus' divinity / 3	3	
4 (b) Describe features of the crucifixion / 4	3	
4 (c) Explain Last supper importance today / 5	3	
Raw Total Marks / 48	39	
Year 9 End of Year assessment / 100	81	
Student Rank	21	
Performance	Significantly Improved	
Average Total Marks / 100	100	
Year Group Average Total Marks	66.3	
Current Unit Grade	Significantly Improved	



How performance is measured

Goals of this session;

- Students are ranked from their KS2 SATs scores:
 - Maths - KS2 score for Maths
 - English - KS2 score for English
 - All other subjects - KS2 combined score for Maths and English
- Each assessment is ranked from top to bottom
- Performance is judged off how much their position has changed (expected performance is within 25 places)



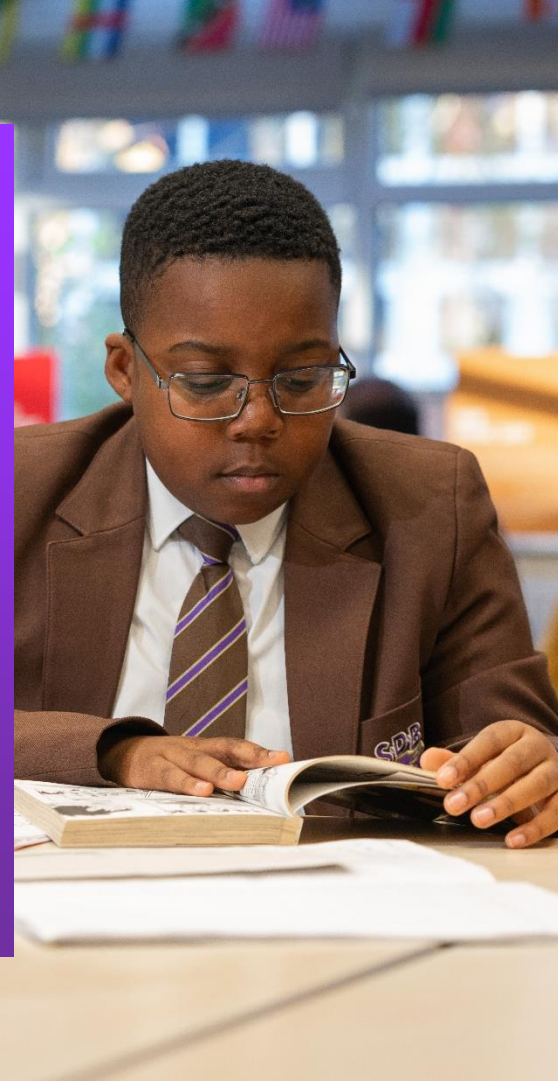
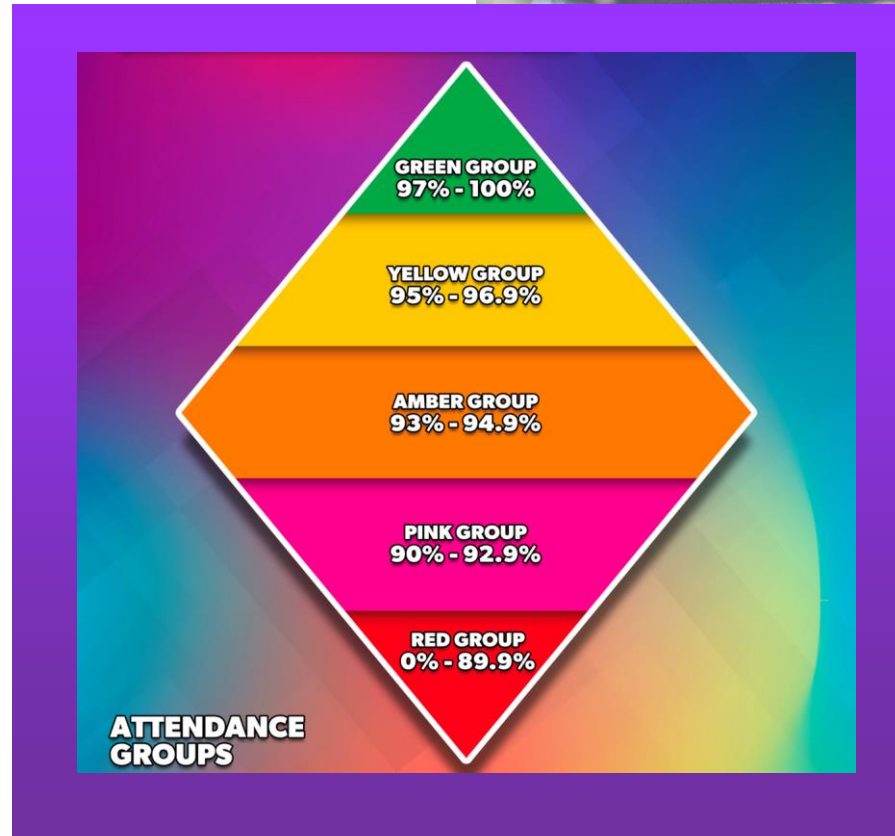
How the new performance system informs T&L in the classroom

- Class teachers and subject leaders can easily identify topics and skills of strength and weakness
- Small gaps in knowledge can be addressed through retrieval activities (eg bell tasks, homeworks)
- Significant gaps in knowledge will mean changes to the SOL so they can be addressed as soon as possible
- Individual strengths and weaknesses can be addressed through bespoke interventions (key notes, steps provided, additional worksheets, online support)





Mr Atkinson
Assistant Headteacher





Thornleigh 2024 Exam Results vs Attendance

		Targets	Results				
			Attainment				
		A8	A8	English Lan	English Lit	Maths	RE
95%	116 students - 43% of cohort	5.64	5.74	5.5	5.6	5.2	5.5
- 95%	82 students - 31% of cohort	5.15	4.57	4.8	4.8	4.4	4.4
- 90%	24 students - 9% of cohort	5.12	4.41	4.4	4.7	4.2	4.2
85%	47 students - 18% of cohort	4.60	1.67	3.1	3.1	2.4	2.2

The Impact of School Absence on Lifetime Earnings

March 2025



Department
for Education

Lifetime Earnings

After 2 weeks of absence (average absence nationally). One day of additional absence between Years 7 to 11 for a typical student:

- approximate £7505 (2024) loss in future earnings

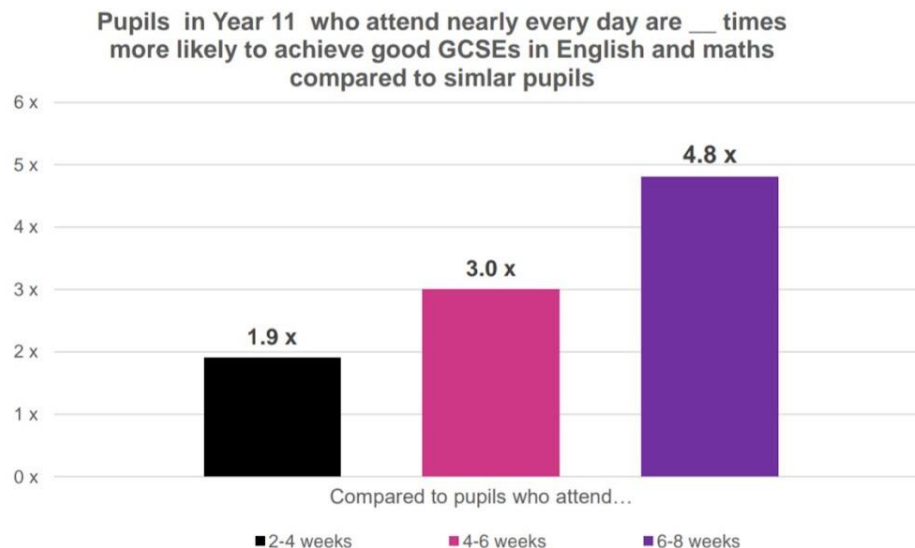
Attainment

One day of absence between Years 7 to 11 is associated with a reduction of 0.68% of a standard deviation in Attainment 8 scores at KS4 for a pupil with the average level of prior absence:

This approximately equates to a 1 grade decrease per 13 days of absence.

Every extra week counts when it comes to attainment - so keep going

Students **attending 90%** (up to 4 weeks missed) are **half as likely to achieve grade 5 in English & Maths** as students **attending 95% of the time** (up to 2 weeks missed).



The link between attendance and attainment is very still strong after the pandemic – even when we account for pupils underlying characteristics

The Impact of School Absence on Lifetime Earnings

March 2025

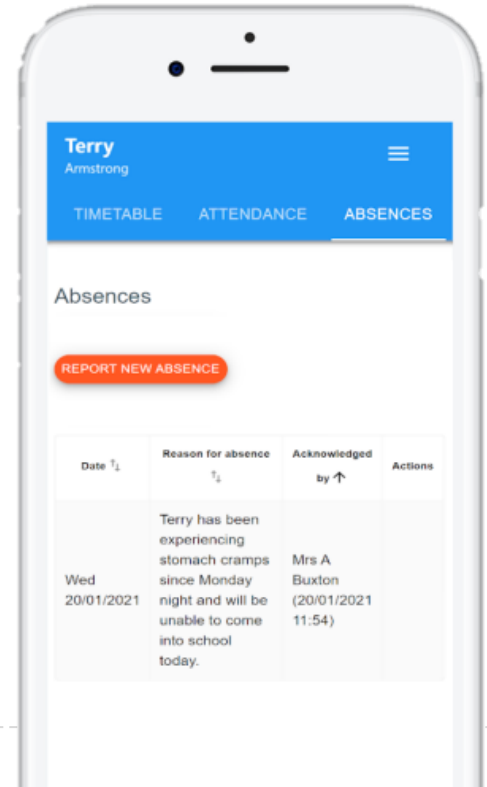


Department
for Education

Sustained Employment

The likelihood of being in sustained employment for 12 months decreases by approximately 60% for pupils who are classified as persistently absent and approximately 75% for those who are classified as severely absent.

Reporting Absence on ClassCharts



Date ↑↓	Reason for absence ↑↓	Acknowledged by ↑	Actions
Wed 20/01/2021	Terry has been experiencing stomach cramps since Monday night and will be unable to come into school today.	Mrs A Buxton (20/01/2021 11:54)	



Mr Wilson
Assistant Headteacher



Mr Harewood
Deputy Headteacher